



Connectors > D-Shaped Connectors



Number of Positions: 68

Connector & Housing Type: Receptacle

Connector System: Cable-to-Board

Connector Mounting Type: Board Mount

Centerline (Pitch): .8 mm [.031 in]

Features

Product Type Features

Connector & Housing Type	Receptacle
Connector System	Cable-to-Board
Connector & Contact Terminates To	Printed Circuit Board

Configuration Features

PCB Mount Orientation	Right Angle
Number of Rows	4
Number of Positions	68

Body Features

Insert Material	Thermoplastic
Shell Plating Material	Nickel over Copper
Primary Product Color	Black
Connector Profile	High

Contact Features

Contact Mating Area Plating Material Thickness	.76 µm[30 µin]
--	----------------



Contact Mating Area Plating Material	Gold (Au)
Contact Base Material	Phosphor Bronze
PCB Contact Termination Area Plating Material	Tin
Contact Current Rating (Max)	1.5 A
Contact Options	Installed

Termination Features

Rectangular Termination Post & Tail Width	.3 mm[.011 in]
Rectangular Termination Post & Tail Thickness	.25 mm[.01 in]
Termination Method to PCB	Through Hole - Solder
Termination Post & Tail Length	3.55 mm[.14 in]

Mechanical Attachment

Mating Retention Type	Screwlocks
PCB Mount Retention	With
Mounting Hole Diameter	1.2 mm
Mating Retention	With
PCB Mount Retention Type	Boardlock
PCB Mount Alignment	Without
Connector Mounting Type	Board Mount

Housing Features

Housing Material	Thermoplastic
Shell Material	Carbon Steel
Centerline (Pitch)	.8 mm[.031 in]

Dimensions

Row-to-Row Spacing	1.15 mm[.045 in]
PCB Thickness (Recommended)	2.35 mm

Usage Conditions

Operating Temperature Range	-55 – 85 °C[-67 – 185 °F]
-----------------------------	---------------------------

Operation/Application

Shielded	Yes
Circuit Application	Signal

Industry Standards

UL Flammability Rating	UL 94V-0
------------------------	----------



Packaging Features

Packaging Quantity	32
Packaging Method	Box

Product Compliance

For compliance documentation, visit the product page on TE.com>

EU RoHS Directive 2011/65/EU	Compliant
EU ELV Directive 2000/53/EC	Compliant
China RoHS 2 Directive MIIT Order No 32, 2016	No Restricted Materials Above Threshold
EU REACH Regulation (EC) No. 1907/2006	Current ECHA Candidate List: JAN 2025 (247) Candidate List Declared Against: JAN 2025 (247) Does not contain REACH SVHC
Halogen Content	Low Bromine/Chlorine - Br and Cl < 900 ppm per homogenous material. Also BFR /CFR/PVC Free
Solder Process Capability	Reflow solder capable to 260°C

Product Compliance Disclaimer

This information is provided based on reasonable inquiry of our suppliers and represents our current actual knowledge based on the information they provided. This information is subject to change. The part numbers that TE has identified as EU RoHS compliant have a maximum concentration of 0.1% by weight in homogenous materials for lead, hexavalent chromium, mercury, PBB, PBDE, DBP, BBP, DEHP, DIBP, and 0.01% for cadmium, or qualify for an exemption to these limits as defined in the Annexes of Directive 2011/65/EU (RoHS2). Finished electrical and electronic equipment products will be CE marked as required by Directive 2011/65/EU. Components may not be CE marked. Additionally, the part numbers that TE has identified as EU ELV compliant have a maximum concentration of 0.1% by weight in homogenous materials for lead, hexavalent chromium, and mercury, and 0.01% for cadmium, or qualify for an exemption to these limits as defined in the Annexes of Directive 2000/53/EC (ELV). Regarding the REACH Regulation, the information TE provides on SVHC in articles for this part number is based on the latest European Chemicals Agency (ECHA) 'Guidance on requirements for substances in articles' posted at this URL: <https://echa.europa.eu/guidance-documents/guidance-on-reach>

Compatible Parts

TE Part # 5787775-1
68 .8MM CHAMP OFFSET CBL KIT


TE Part # 5796055-3
68 CHAMP R/A ASSY,LC




Also in the Series | CHAMP .8 mm Connector




Connector Backshells(5)



Connector Hardware(2)



IDC D-Sub Connectors(3)

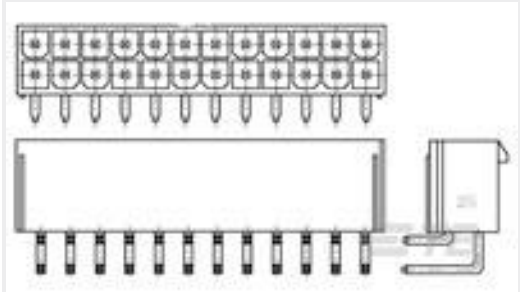


Panel Mount D-Sub Connectors(4)

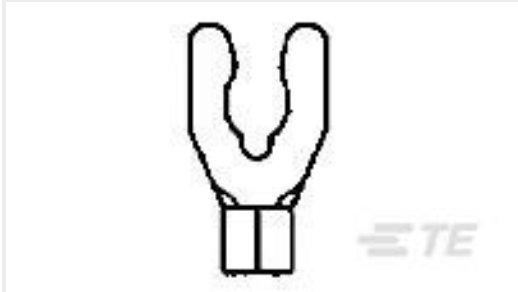


PCB D-Sub Connectors(10)

Customers Also Bought




TE Part #2-1586042-2
22P VAL-U-LOK R/A HDR V0



TE Part #53123-2
TERMINAL,SOLIS SPR SPD 16-14 6



TE Part #4-1879215-7
CPF 0402 13K3 0.1% 25PPM 1K RL



TE Part #4-2176373-4
RQ 0805 28R 0.1% 10PPM 1K RL



TE Part #2-35476-1
TERMINAL,SOLIS R 12-10 6




TE Part #7-2176371-6
RQ 0603 28K 0.1% 10PPM 5K RL




TE Part #2-2176051-6
RLP73K 1J R56 1% 1K RL



TE Part #2-2176307-1
RP 1E 0.1W 20K 0.1% 25PPM 5K RL



TE Part #2176368-8
RQ 0603 59K 0.1% 10PPM 1K RL



TE Part #7-2176397-5
3502 1K2 1%



Documents

Product Drawings

68 CHAMP R/A ASSY,LC

English

CAD Files

3D PDF

3D

Customer View Model

ENG_CVM_CVM_5796055-2_C.2d_dxf.zip

English

Customer View Model

ENG_CVM_CVM_5796055-2_C.3d_igs.zip

English

Customer View Model

ENG_CVM_CVM_5796055-2_C.3d_stp.zip

English

By downloading the CAD file I accept and agree to the [Terms and Conditions](#) of use.

Product Specifications

Application Specification

English

Instruction Sheets

Instruction Sheet (U.S.)

English

Instruction Sheet (U.S.)

English

Mass Termination Tooling Assembly 543580-1 & Cutter Subassembly 543610

English