



Connectors > PCB Connectors > Wire-to-Board Connectors > Wire-to-Board Connector Assemblies & Housings



Connector Product Type: **Housing**  
Connector & Housing Type: **Receptacle**  
Connector System: **Wire-to-Board**  
Number of Positions: **15**  
Centerline (Pitch): **3.96 mm [.156 in]**

Features

Product Type Features

Connector Product Type	Housing
Connector & Housing Type	Receptacle
Connector System	Wire-to-Board
Connector & Contact Terminates To	Printed Circuit Board

Configuration Features

Number of Dual Positions	15
Number of Positions	15
Number of Rows	2

Electrical Characteristics

Insulation Resistance	5000 MΩ
Dielectric Withstanding Voltage (Max)	1800 VAC

Body Features

Primary Product Color	Black
-----------------------	-------



Contact Features

Contact Current Rating (Max)	5 A
------------------------------	-----

Termination Features

Termination Method to Wire & Cable	Crimp
------------------------------------	-------

Mechanical Attachment

Panel Mount Feature Type	Mounting Ears
Strain Relief	Without
Mating Retention	With
Connector Mounting Type	Board Mount

Housing Features

Housing Material	Polyester GF
Centerline (Pitch)	3.96 mm [.156 in]

Dimensions

PCB Thickness (Recommended)	1.4 – 1.78 mm [.055 – .07 in]
	3.189 in
Row-to-Row Spacing	4.14 mm [.163 in]

Usage Conditions

Operating Temperature Range	-65 – 125 °C [-85 – 257 °F]
-----------------------------	-----------------------------

Operation/Application

Circuit Application	Power & Signal
---------------------	----------------

Industry Standards

Glow Wire Rating	Standard Part - Not Glow Wire
------------------	-------------------------------

Packaging Features

Packaging Method	Box
Packaging Quantity	225

Product Compliance

For compliance documentation, visit the product page on [TE.com](#)>

EU RoHS Directive 2011/65/EU	Compliant
EU ELV Directive 2000/53/EC	Compliant
China RoHS 2 Directive MIIT Order No 32, 2016	No Restricted Materials Above Threshold



EU REACH Regulation (EC) No. 1907/2006	Current ECHA Candidate List: JAN 2025 (247) Candidate List Declared Against: JAN 2025 (247) Does not contain REACH SVHC
Halogen Content	Not Low Halogen - contains Br or Cl > 900 ppm.
Solder Process Capability	Not applicable for solder process capability

Product Compliance Disclaimer

This information is provided based on reasonable inquiry of our suppliers and represents our current actual knowledge based on the information they provided. This information is subject to change. The part numbers that TE has identified as EU RoHS compliant have a maximum concentration of 0.1% by weight in homogenous materials for lead, hexavalent chromium, mercury, PBB, PBDE, DBP, BBP, DEHP, DIBP, and 0.01% for cadmium, or qualify for an exemption to these limits as defined in the Annexes of Directive 2011/65/EU (RoHS2). Finished electrical and electronic equipment products will be CE marked as required by Directive 2011/65/EU. Components may not be CE marked. Additionally, the part numbers that TE has identified as EU ELV compliant have a maximum concentration of 0.1% by weight in homogenous materials for lead, hexavalent chromium, and mercury, and 0.01% for cadmium, or qualify for an exemption to these limits as defined in the Annexes of Directive 2000/53/EC (ELV). Regarding the REACH Regulation, the information TE provides on SVHC in articles for this part number is based on the latest European Chemicals Agency (ECHA) 'Guidance on requirements for substances in articles' posted at this URL: <https://echa.europa.eu/guidance-documents/guidance-on-reach>

Compatible Parts

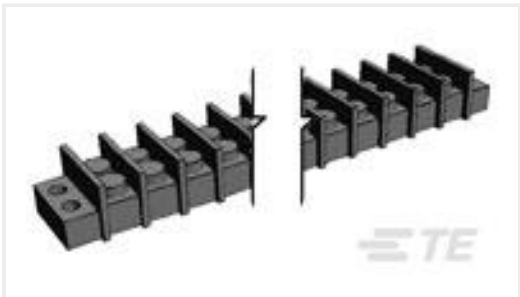


TE Part # 583680-2  
AMP LEAF 15 POS

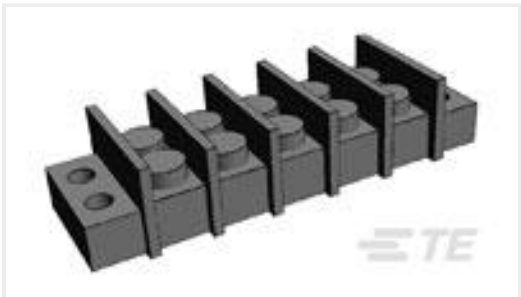


TE Part # 465195-1  
AMP-LEAF EXTRACTION TOOL

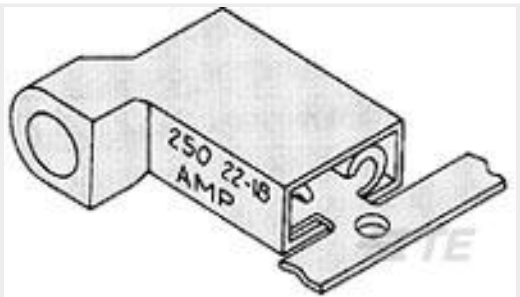
Customers Also Bought




TE Part #1-1546306-8  
18P.374" DR BARRIER STRIP



TE Part #1546306-5  
5P .374" DR BARRIER STRIP



TE Part #3-520133-2  
ULTRA-FAST 250 ASY REC 16-14 AWG TPBR



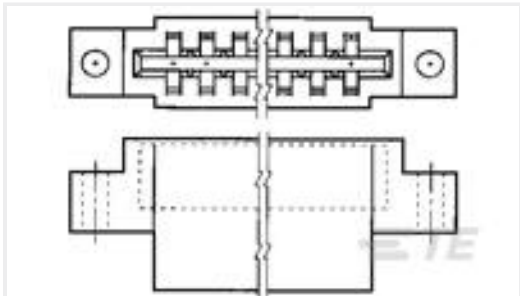
TE Part #5-103945-5  
2X6 MTE SHRD PIN SR LATCH .100



TE Part #36154  
PIDG R 22-16 COMM 22-18 MIL 10



TE Part #8-1546158-0  
6PCV-20-323=W/PP




TE Part #1-583859-5  
HOUSING CSTL 156 C/L 12 POS



TE Part #470037-000  
CWT-9002



TE Part #383814-000  
44A1121-24-2/3-9



TE Part #350416-1  
.093 COMM P&S PIN 14-20 PTPBR

Documents

Product Drawings

HSG AMP LEAF 15 POS

English

CAD Files

3D PDF

3D

Customer View Model

ENG\_CVM\_CVM\_583680-1\_T.2d\_dxf.zip

English

Customer View Model

ENG\_CVM\_CVM\_583680-1\_T.3d\_igs.zip

English

Customer View Model

ENG\_CVM\_CVM\_583680-1\_T.3d\_stp.zip

English

By downloading the CAD file I accept and agree to the [Terms and Conditions](#) of use.

Product Specifications

Product Specification

English

Connector, AMP-LEAF, .000030 Gold Plated Contacts, DPH Housing

English

Product Specification

English

Connector, AMP-LEAF, Phenolic or Thermoplastic Housing

English



Product Specification

English

Connector, AMP-LEAF, Tin Plated Contact

English

Agency Approvals

Agency Approval Document

English

Agency Approval Document

English