




Connectors > PCB Connectors > Backplane Connectors > Eurocard Connectors



Connector & Housing Type: **Plug**

Connector System: **Board-to-Board**

Termination Post & Tail Length: **3 mm [.118 in]**

Number of Positions: **64**

Centerline (Pitch): **2.54 mm [.1 in]**

Features

Product Type Features

Connector & Housing Type	Plug
Connector System	Board-to-Board
Connector & Contact Terminates To	Printed Circuit Board
DIN Size	Standard
DIN Level	II

Configuration Features

Number of Positions	64
Number of Rows	2
PCB Mount Orientation	Right Angle
Number of Columns	32
Number of Signal Positions	64
Rows Loaded	A, B, C

Contact Features

Contact Underplating Material	Nickel
Contact Underplating Material Thickness	1.27 µm[50 µin]



Contact Mating Area Plating Material Thickness	.76 µm[29.92 µin]
PCB Contact Termination Area Plating Material Thickness	2.54 µm[100 µin]
Contact Layout	Inline
Contact Mating Area Plating Material	Gold Flash over Palladium Nickel
Contact Base Material	Phosphor Bronze
PCB Contact Termination Area Plating Material	Tin-Lead
Contact Type	Pin

Termination Features

Termination Method to PCB	Through Hole - Solder
Termination Post & Tail Length	3 mm[.118 in]

Mechanical Attachment

Connector Mounting Type	Board Mount
Panel Mount Feature	Without
PCB Mount Retention	With
Mating Retention	Without
Mating Alignment Type	Polarization
PCB Mount Retention Type	Boardlock
Mating Alignment	With
PCB Mount Alignment	Without

Housing Features

Housing Material	Polyester GF
Centerline (Pitch)	2.54 mm[.1 in]

Dimensions

Connector Width	8.05 mm[.317 in]
PCB Thickness (Recommended)	1.57 mm[.062 in]
Connector Height	11.51 mm[.453 in]
Connector Length	93.98 mm[3.7 in]
Row-to-Row Spacing	2.54 mm[.1 in]

Operation/Application

Shielded	No
Circuit Application	Signal

Industry Standards

--



UL Flammability Rating	UL 94V-0
Compatible With Approved Standards Products	CSA LR7189, UL E28476

Packaging Features

Packaging Method	Box & Tray, Tray
------------------	------------------

Product Compliance

For compliance documentation, visit the product page on TE.com>

EU RoHS Directive 2011/65/EU	Compliant
EU ELV Directive 2000/53/EC	Compliant
China RoHS 2 Directive MIIT Order No 32, 2016	No Restricted Materials Above Threshold
EU REACH Regulation (EC) No. 1907/2006	Current ECHA Candidate List: JAN 2025 (247) Candidate List Declared Against: JUNE 2022 (224) Does not contain REACH SVHC
Halogen Content	Not Low Halogen - contains Br or Cl > 900 ppm.
Solder Process Capability	Wave solder capable to 240°C

Product Compliance Disclaimer

This information is provided based on reasonable inquiry of our suppliers and represents our current actual knowledge based on the information they provided. This information is subject to change. The part numbers that TE has identified as EU RoHS compliant have a maximum concentration of 0.1% by weight in homogenous materials for lead, hexavalent chromium, mercury, PBB, PBDE, DBP, BBP, DEHP, DIBP, and 0.01% for cadmium, or qualify for an exemption to these limits as defined in the Annexes of Directive 2011/65/EU (RoHS2). Finished electrical and electronic equipment products will be CE marked as required by Directive 2011/65/EU. Components may not be CE marked. Additionally, the part numbers that TE has identified as EU ELV compliant have a maximum concentration of 0.1% by weight in homogenous materials for lead, hexavalent chromium, and mercury, and 0.01% for cadmium, or qualify for an exemption to these limits as defined in the Annexes of Directive 2000/53/EC (ELV). Regarding the REACH Regulation, the information TE provides on SVHC in articles for this part number is based on the latest European Chemicals Agency (ECHA) 'Guidance on requirements for substances in articles' posted at this URL: <https://echa.europa.eu/guidance-documents/guidance-on-reach>


Compatible Parts






Also in the Series

Eurocard Type B




Eurocard Connectors(34)

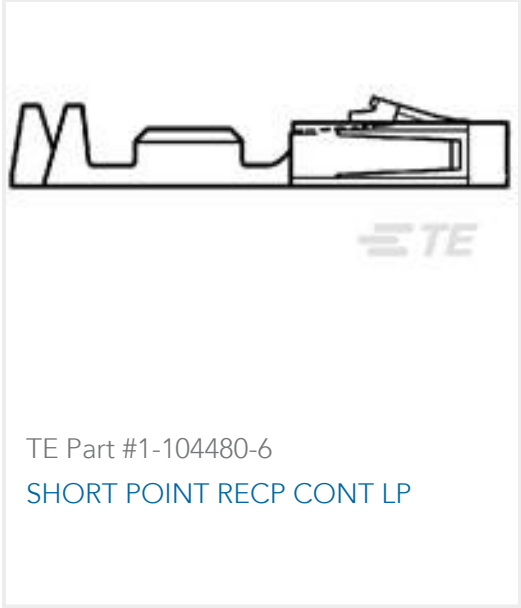


Standard Edge Connectors(2)


Customers Also Bought



TE Part #1393212-8
T92S7D12-12



TE Part #1-104480-6
SHORT POINT RECP CONT LP



TE Part #4-794638-6
16P MICRO MNL ASSY,VRT,SMT,LF

Documents

Product Drawings

V42254B1200B610=PC612 MESSERLE

English

CAD Files

Customer View Model

ENG_CVM_CVM_6-1393644-3_A.2d_dxf.zip

English

3D PDF

3D

Customer View Model

ENG_CVM_CVM_6-1393644-3_A.3d_igs.zip

English

Customer View Model

ENG_CVM_CVM_6-1393644-3_A.3d_stp.zip

English

By downloading the CAD file I accept and agree to the Terms and Conditions of use.