

T9AP1D52-12

✓ ACTIVE

Potter & Brumfield | Potter & Brumfield T9A

TE Internal #: 6-1419102-0

General Purpose Power Relay, DC, Monostable, 1 Form A SPST-NO, 30 A Contact Rating, 12 VDC Coil Voltage, Potter & Brumfield T9A

[View on TE.com >](#)



Relays & Contactors > Electromechanical Relays > PCB Power Relay: 30 Amp, Monostable DC



Relay & Contactor Type: **General Purpose Power Relay**

Current Type: **DC**

Coil Magnetic System: **Monostable**

Contact Arrangement: **1 Form A SPST-NO**

Contact Current Rating: **30 A**

[All PCB Power Relay: 30 Amp, Monostable DC \(57\)](#)

Features

Product Type Features

Relay & Contactor Type	General Purpose Power Relay
------------------------	-----------------------------

Configuration Features

Contact Number of Poles	1
Coil Special Features	UL Coil Insulation Class F
Contact Arrangement	1 Form A SPST-NO

Electrical Characteristics

Contact Limiting Short-Time Current	30 A
Contact Limiting Making Current	30 A
Contact Limiting Continuous Current	30 A
Contact Limiting Breaking Current	30 A
Insulation Initial Dielectric Between Open Contacts	1500 Vrms
Insulation Initial Dielectric Between Adjacent Contacts	1500 Vrms



Coil Current	.083 A
Contact Switching Voltage (Max)	277 VAC
Contact Switching Load (Min)	1000mA @ 5V
Coil Resistance	144 Ω
Insulation Initial Resistance	1000 MΩ
Contact Current Rating	30 A
Coil Voltage Rating	12 VDC
Contact Voltage Rating	277 VAC
Coil Power Rating DC	1 W
Insulation Initial Dielectric Between Contacts & Coil	2500 Vrms

Body Features

Product Weight	33 g[1.164 oz]
Primary Product Color	Black
Enclosure Type	Dust Protected

Contact Features

Contact Material	Silver Cadmium Oxide
------------------	----------------------

Termination Features

Main Termination & Connection Type	Quick Connect Terminals
Coil Termination & Connection Type	Quick Connect Terminals

Mechanical Attachment

Product Mounting Feature Type	Flange with Mounting Slots
Product Mount Type	Panel Mount

Dimensions

Insulation Clearance Between Contact & Coil	3.18 mm[.125 in]
Insulation Creepage Between Contact & Coil	6.36 mm[.25 in]
Product Width	27.43 mm[1.08 in]
Product Length	50.29 mm[1.97 in]
Product Height	27.94 mm[1.1 in]

Usage Conditions

Operating Temperature Range	-55 – 85 °C[-67 – 185 °F]
Environmental Category of Protection	RTI
Environmental Ambient Temperature (Max)	85 °C[185 °F]



Operation/Application

Current Type	DC
Coil Magnetic System	Monostable

Packaging Features

Packaging Method	Bundle
------------------	--------

Other

Coil Power Rating Class	.8 – 1 W
Contact Current Class	16 A
Environmental Ambient Temperature Class	70 – 85 °C
Height Class (Mechanical)	25 – 30 mm
Length Class (Mechanical)	30 – 35 mm
Width Class (Mechanical)	25 – 30 mm

Product Compliance

For compliance documentation, visit the product page on TE.com>

EU RoHS Directive 2011/65/EU	Compliant with Exemptions
EU ELV Directive 2000/53/EC	Not Yet Reviewed
China RoHS 2 Directive MIIT Order No 32, 2016	Restricted Materials Above Threshold
EU REACH Regulation (EC) No. 1907/2006	Current ECHA Candidate List: JAN 2025 (247) Candidate List Declared Against: JAN 2025 (247) SVHC > Threshold: Cadmium oxide (3.18% in 4637986) <b>Article Safe Usage Statements:</b> Use personal protective equipment as required. Do not eat, drink or smoke when using this product. Recycle if possible and dispose of the article by following all applicable governmental regulations relevant to your geographic location.
Halogen Content	Not Low Halogen - contains Br or Cl > 900 ppm.
Solder Process Capability	Wave solder capable to 260°C

Product Compliance Disclaimer

This information is provided based on reasonable inquiry of our suppliers and represents our current actual knowledge based on the information they provided. This information is subject to change. The part numbers that TE has identified as EU RoHS compliant have a maximum concentration of 0.1% by weight in homogenous materials for lead, hexavalent chromium, mercury, PBB, PBDE, DBP, BBP, DEHP, DIBP, and 0.01% for cadmium, or qualify for an exemption to these limits as defined in the Annexes of Directive 2011/65/EU (RoHS2). Finished electrical and electronic equipment products will be CE marked as required by Directive 2011/65/EU. Components may not be CE marked. Additionally, the part numbers that TE has identified as EU ELV compliant have a maximum concentration of 0.1% by weight in homogenous materials for lead, hexavalent chromium, and mercury, and 0.01% for cadmium, or qualify for an exemption to these limits as defined in the Annexes of Directive 2000/53/EC (ELV). Regarding the REACH Regulation, the information TE provides on SVHC in articles for this part number is based on the latest European Chemicals Agency (ECHA) 'Guidance on



requirements for substances in articles’ posted at this URL: <https://echa.europa.eu/guidance-documents/guidance-on-reach>

Compatible Parts



TE Part # CAT-SCH691-T1  
PCB Power Relay: 30 Amp, Monostable DC



TE Part # 63435-1  
250 FASTON REC 14-10 AWG SPBR




TE Part # 63306-2  
250 FASTON REC 18-14 AWG TPBR




TE Part # 2238209-3  
250 FASTON, FLAG, REC., 22-12 AWG, PTBR

Also in the Series | Potter & Brumfield T9A




DC Relays(57)

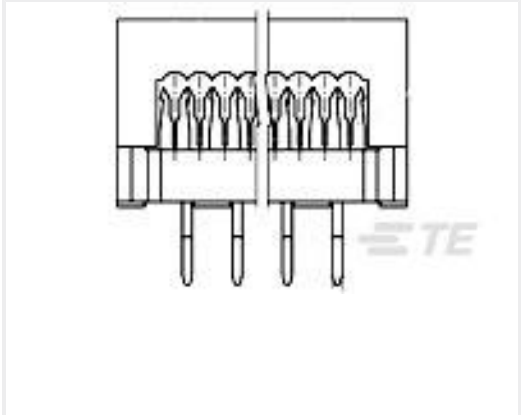


Electromechanical Relays(57)


Customers Also Bought




TE Part #1-6609104-3  
PE0S0DS60=C1146




TE Part #5746613-2  
14 DIP PLUG CONN-W/COVER




TE Part #2132230-8  
EP2.5 Shrouded HDR ASSY 8P VER




TE Part #6-534998-3  
26 MODIV VRT DR CE 100/125




TE Part #4-1676966-7  
SMW2 8R2 5%



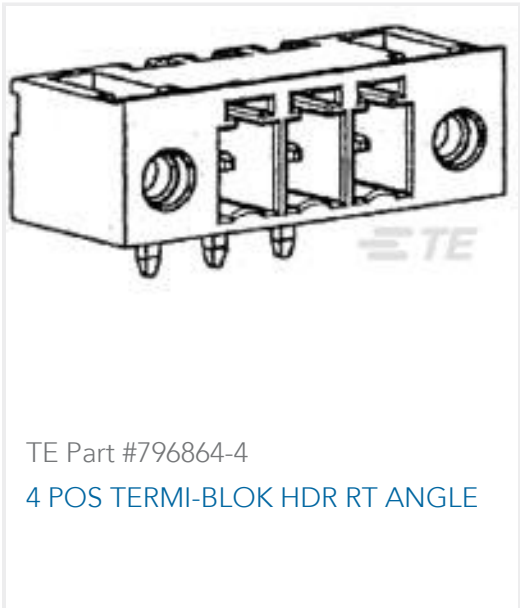
TE Part #1445420-2  
SEAL,FLANGE,SIZE 11



TE Part #2-380937-0  
MR SPLT GROMET .312 DIA BLK LF



TE Part #1776303-3  
TSB100003=EUROPA TERM BLK, 12MM



Documents

CAD Files

3D PDF

3D

Customer View Model

ENG\_CVM\_CVM\_6-1419102-0\_K.2d\_dxf.zip

English

Customer View Model

ENG\_CVM\_CVM\_6-1419102-0\_K.3d\_igs.zip

English

Customer View Model

ENG\_CVM\_CVM\_6-1419102-0\_K.3d\_stp.zip

English

By downloading the CAD file I accept and agree to the [Terms and Conditions](#) of use.

Datasheets & Catalog Pages

T9A Relay Datasheet

English

Product Specifications

Definitions General Purpose Relays

English

Agency Approvals

Agency Approval Document

English