



Connectors > Terminal Blocks & Strips > Barrier Strips



Number of Positions: 9

Barrier Strip Style: Tri-Barrier

Bottom Termination Type: Printed Circuit Pin

Connector System: Wire-to-Board

Centerline (Pitch): 9.53 mm [.375 in]

Features

Product Type Features

| | |
|-----------------------------------|----------------------------|
| Block Style | Flat Bottom with standoffs |
| Connector System | Wire-to-Board |
| Connector & Contact Terminates To | Printed Circuit Board |

Configuration Features

| | |
|---------------------|---|
| Number of Levels | 1 |
| Number of Positions | 9 |
| Number of Rows | 1 |

Electrical Characteristics

| | |
|-------------------|--------------|
| Operating Voltage | 300 V, 600 V |
|-------------------|--------------|

Body Features

| | |
|-----------------------|-------------|
| Primary Product Color | Black |
| Product Orientation | Vertical |
| Barrier Strip Style | Tri-Barrier |

Contact Features

| | |
|---|--------------|
| Contact Base Material | Copper Alloy |
| PCB Contact Termination Area Plating Material | Tin |
| Contact Current Rating (Max) | 5 A, 25 A |

Termination Features



| | |
|-------------------------|---------------------|
| Bottom Termination Type | Printed Circuit Pin |
|-------------------------|---------------------|

Mechanical Attachment

| | |
|-------------------------|-----------------------|
| Top Termination Type | Wire Clamp Combo Head |
| Mounting Options | End Positions Empty |
| Screw Plating Material | Zinc Chromate |
| Screw Material | Steel |
| Thread Size | 6-32 |
| Screw Head Type | Combo Phil-Slot |
| Connector Mounting Type | Board Mount |

Housing Features

| | |
|--------------------|------------------|
| Housing Material | Thermoplastic |
| Centerline (Pitch) | 9.53 mm[.375 in] |

Dimensions

| | |
|----------------|---------------------|
| Product Length | 106.32 mm[4.186 in] |
| Wire Size | 22 – 12 AWG |

Operation/Application

| | |
|---------------------|-------|
| Circuit Application | Power |
|---------------------|-------|

Industry Standards

| | |
|------------------------|----------|
| UL Flammability Rating | UL 94V-0 |
|------------------------|----------|

Packaging Features

| | |
|--------------------|---------|
| Packaging Method | Package |
| Packaging Quantity | 90 |

Product Compliance

For compliance documentation, visit the product page on TE.com>

| | |
|---|---|
| EU RoHS Directive 2011/65/EU | Compliant |
| EU ELV Directive 2000/53/EC | Compliant |
| China RoHS 2 Directive MIIT Order No 32, 2016 | No Restricted Materials Above Threshold |
| EU REACH Regulation (EC) No. 1907/2006 | Current ECHA Candidate List: JAN 2025 (247) Candidate List Declared Against: JAN 2025 (247) Does not contain REACH SVHC |




| | |
|---------------------------|---|
| Halogen Content | Low Halogen - Br, Cl, F, I < 900 ppm per homogenous material. Also BFR/CFR/PVC Free |
| Solder Process Capability | Wave solder capable to 265°C |

Product Compliance Disclaimer


This information is provided based on reasonable inquiry of our suppliers and represents our current actual knowledge based on the information they provided. This information is subject to change. The part numbers that TE has identified as EU RoHS compliant have a maximum concentration of 0.1% by weight in homogenous materials for lead, hexavalent chromium, mercury, PBB, PBDE, DBP, BBP, DEHP, DIBP, and 0.01% for cadmium, or qualify for an exemption to these limits as defined in the Annexes of Directive 2011/65/EU (RoHS2). Finished electrical and electronic equipment products will be CE marked as required by Directive 2011/65/EU. Components may not be CE marked. Additionally, the part numbers that TE has identified as EU ELV compliant have a maximum concentration of 0.1% by weight in homogenous materials for lead, hexavalent chromium, and mercury, and 0.01% for cadmium, or qualify for an exemption to these limits as defined in the Annexes of Directive 2000/53/EC (ELV). Regarding the REACH Regulation, the information TE provides on SVHC in articles for this part number is based on the latest European Chemicals Agency (ECHA) 'Guidance on requirements for substances in articles' posted at this URL: <https://echa.europa.eu/guidance-documents/guidance-on-reach>

Also in the Series | BUCHANAN 6 Series

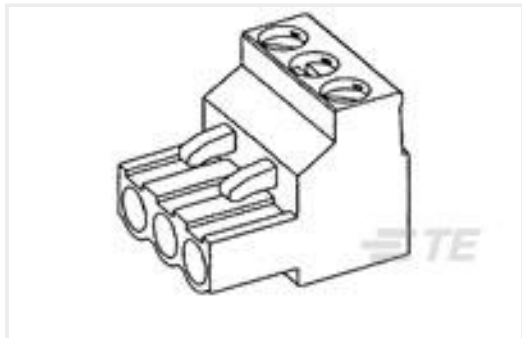


Barrier Strips(149)


Customers Also Bought



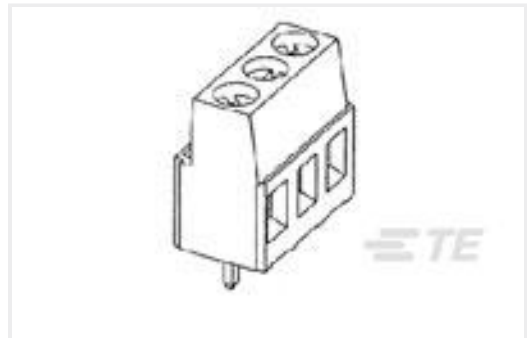
TE Part #650466-5
032 EURO TYPE C RECEPT ST ASSY




TE Part #1-796641-5
15 POS 5.0 MM R/A PLUG,TRM BLK




TE Part #650978-5
032 EURO TYPE C PIN BL ASSY




TE Part #1-796949-8
18POS TERMI-BLOK PCB MOUNT




TE Part #102155-1
010 UNIV HDR SP 4S 15DP STD



TE Part #1-2176398-6
3502 56K 1%



TE Part #1-87160-1
10 MODI HDR SRST .156CL



TE Part #1-86427-1
03 MODIV HSG SR MRKD .100CL



Documents

Product Drawings

6PCV-09-008=6PCV ASSEMBLY

English

CAD Files

Customer View Model

ENG_CVM_CVM_6-1546158-0_J.3d_stp.zip

English

Customer View Model

ENG_CVM_CVM_6-1546158-0_J.3d_igs.zip

English

3D PDF

3D

Customer View Model

ENG_CVM_CVM_6-1546158-0_J.2d_dxf.zip

English

By downloading the CAD file I accept and agree to the [Terms and Conditions](#) of use.

Datasheets & Catalog Pages

1-1773458-2_BARRIER_STRIPS_QUICK_REFERENCE_GUIDE

English