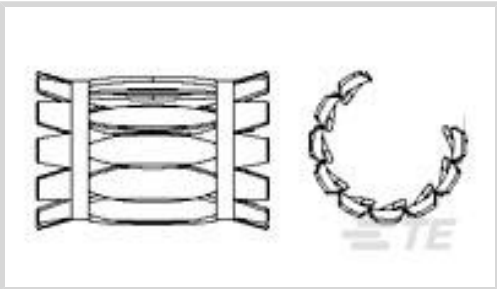




Connectors > Rectangular Connectors > Rectangular Contact Inserts



Contact Type: **Socket**

Number of Positions: **1**

Sealable: **No**

Contact Current Rating (Max): **375 A**

Circuit Application: **Power**

Features

Product Type Features

|          |    |
|----------|----|
| Sealable | No |
|----------|----|

Configuration Features

|                     |   |
|---------------------|---|
| Number of Positions | 1 |
|---------------------|---|

Body Features

|                          |                  |
|--------------------------|------------------|
| Primary Product Material | Beryllium Copper |
|--------------------------|------------------|

Contact Features

|                              |        |
|------------------------------|--------|
| Contact Type                 | Socket |
| Contact Current Rating (Max) | 375 A  |

Usage Conditions

|                             |                              |
|-----------------------------|------------------------------|
| Operating Temperature Range | -196 – 200 °C[-321 – 392 °F] |
|-----------------------------|------------------------------|

Operation/Application

|                     |       |
|---------------------|-------|
| Circuit Application | Power |
|---------------------|-------|

Product Compliance

For compliance documentation, visit the product page on TE.com>

|   |   |
|---|---|
| EU RoHS Directive 2011/65/EU                  | Compliant                               |
| EU ELV Directive 2000/53/EC                   | Compliant                               |
| China RoHS 2 Directive MIIT Order No 32, 2016 | No Restricted Materials Above Threshold |
| EU REACH Regulation (EC) No. 1907/2006        |   |




Current ECHA Candidate List: JAN 2025  
(247)  
Candidate List Declared Against: JAN 2025  
(247)  
Does not contain REACH SVHC

|                           |   |
|---------------------------|---|
| Halogen Content           | Low Halogen - Br, Cl, F, I < 900 ppm per homogenous material. Also BFR/CFR/PVC Free |
| Solder Process Capability | Not applicable for solder process capability  |

Product Compliance Disclaimer

This information is provided based on reasonable inquiry of our suppliers and represents our current actual knowledge based on the information they provided. This information is subject to change. The part numbers that TE has identified as EU RoHS compliant have a maximum concentration of 0.1% by weight in homogenous materials for lead, hexavalent chromium, mercury, PBB, PBDE, DBP, BBP, DEHP, DIBP, and 0.01% for cadmium, or qualify for an exemption to these limits as defined in the Annexes of Directive 2011/65/EU (RoHS2). Finished electrical and electronic equipment products will be CE marked as required by Directive 2011/65/EU. Components may not be CE marked. Additionally, the part numbers that TE has identified as EU ELV compliant have a maximum concentration of 0.1% by weight in homogenous materials for lead, hexavalent chromium, and mercury, and 0.01% for cadmium, or qualify for an exemption to these limits as defined in the Annexes of Directive 2000/53/EC (ELV). Regarding the REACH Regulation, the information TE provides on SVHC in articles for this part number is based on the latest European Chemicals Agency (ECHA) ‘Guidance on requirements for substances in articles’ posted at this URL: <https://echa.europa.eu/guidance-documents/guidance-on-reach>

Compatible Parts



TE Part # 7-192013-1  
LA1A(.006)SIL


Customers Also Bought



TE Part #5747845-3  
15 MSFL RCPT RA 318 (IN,FM,BL)



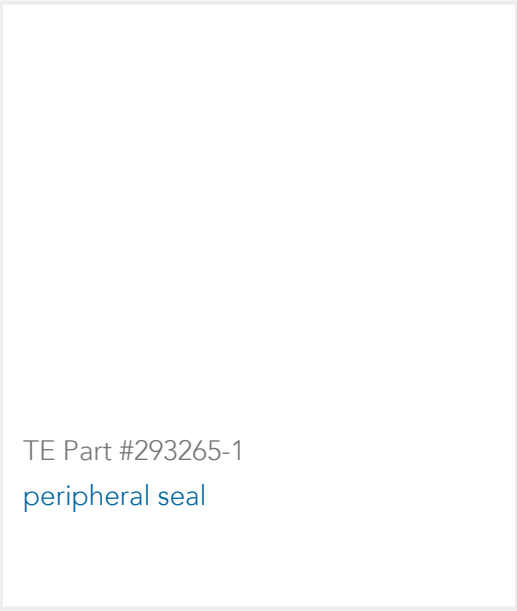
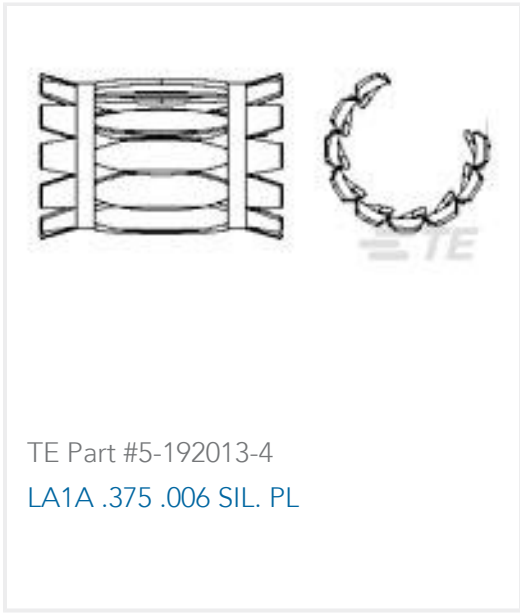
TE Part #CAT-J04-APHH  
AMPSEAL PCB Right-Angle Headers



TE Part #1-192004-4  
BAND STRIP LA1B(.006)SIL



TE Part #1825910-6  
FSM4JH=6MM TACT SWITCH, HIGH TEMP



Documents

Product Drawings

LA1A,.472,.006,SIL PL

English

CAD Files

3D PDF

3D

Customer View Model

ENG\_CVM\_CVM\_6-192013-7\_G.2d\_dxf.zip

English

Customer View Model

ENG\_CVM\_CVM\_6-192013-7\_G.3d\_igs.zip

English

Customer View Model

ENG\_CVM\_CVM\_6-192013-7\_G.3d\_stp.zip

English

By downloading the CAD file I accept and agree to the [Terms and Conditions](#) of use.

Datasheets & Catalog Pages

POWER\_CONNECTORS\_CATALOG\_SEC02\_CABLE\_MOUNTED

English