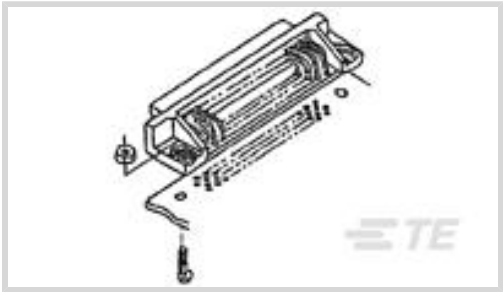




Connectors > D-Shaped Connectors > D-Sub Receptacle Assembly: Right Angle, 1.27mm



Number of Positions: 40

Connector & Housing Type: Receptacle

Connector System: Cable-to-Board

Connector Mounting Type: Board Mount

Centerline (Pitch): 1.27 mm [.05 in]

[All D-Sub Receptacle Assembly: Right Angle, 1.27mm \(74\)](#)

Features

Product Type Features

Shell Material Configuration	All Plastic
Connector & Housing Type	Receptacle
Connector System	Cable-to-Board
Connector & Contact Terminates To	Printed Circuit Board

Configuration Features

PCB Mount Orientation	Right Angle
Number of Rows	2
Number of Positions	40

Body Features

Primary Product Color	Black
Connector Profile	Standard

Contact Features

	30 μin
Contact Shape & Form	Square
Contact Mating Area Plating Material	Gold (Au)
Contact Base Material	Phosphor Bronze
PCB Contact Termination Area Plating Material	Tin over Nickel



Contact Current Rating (Max)	1 A
Contact Options	Installed

Termination Features

Rectangular Termination Post & Tail Width	.45 mm[.017 in]
Rectangular Termination Post & Tail Thickness	.4 mm[.015 in]
Termination Method to PCB	Through Hole - Solder
Termination Post & Tail Length	3.1 mm[.122 in]

Mechanical Attachment

PCB Mount Retention	With
Mounting Hole Diameter	2.15 mm
Mating Retention	Without
PCB Mount Retention Type	Mounting Hole
Mating Alignment	Without
PCB Mount Alignment	Without
Connector Mounting Type	Board Mount

Housing Features

Housing Material	PBT GF
Centerline (Pitch)	1.27 mm[.05 in]

Dimensions

Row-to-Row Spacing	2.54 mm[.1 in]
--------------------	----------------

Usage Conditions

Operating Temperature Range	-55 – 105 °C[-67 – 221 °F]
-----------------------------	----------------------------

Operation/Application

Shielded	No
Circuit Application	Signal

Industry Standards

UL Flammability Rating	UL 94V-0
------------------------	----------

Packaging Features

Packaging Quantity	104
Packaging Method	Tray



Product Compliance

For compliance documentation, visit the product page on TE.com>

EU RoHS Directive 2011/65/EU	Compliant
EU ELV Directive 2000/53/EC	Compliant
China RoHS 2 Directive MIIT Order No 32, 2016	No Restricted Materials Above Threshold
EU REACH Regulation (EC) No. 1907/2006	Current ECHA Candidate List: JAN 2025 (247) Candidate List Declared Against: JUNE 2024 (241) Does not contain REACH SVHC
Halogen Content	Low Halogen - Br, Cl, F, I < 900 ppm per homogenous material. Also BFR/CFR/PVC Free
Solder Process Capability	Wave solder capable to 265°C


Product Compliance Disclaimer

This information is provided based on reasonable inquiry of our suppliers and represents our current actual knowledge based on the information they provided. This information is subject to change. The part numbers that TE has identified as EU RoHS compliant have a maximum concentration of 0.1% by weight in homogenous materials for lead, hexavalent chromium, mercury, PBB, PBDE, DBP, BBP, DEHP, DIBP, and 0.01% for cadmium, or qualify for an exemption to these limits as defined in the Annexes of Directive 2011/65/EU (RoHS2). Finished electrical and electronic equipment products will be CE marked as required by Directive 2011/65/EU. Components may not be CE marked. Additionally, the part numbers that TE has identified as EU ELV compliant have a maximum concentration of 0.1% by weight in homogenous materials for lead, hexavalent chromium, and mercury, and 0.01% for cadmium, or qualify for an exemption to these limits as defined in the Annexes of Directive 2000/53/EC (ELV). Regarding the REACH Regulation, the information TE provides on SVHC in articles for this part number is based on the latest European Chemicals Agency (ECHA) ‘Guidance on requirements for substances in articles’ posted at this URL: <https://echa.europa.eu/guidance-documents/guidance-on-reach>


Compatible Parts




Also in the Series | [AMPLIMITE 0.50 Series](#)




[Connector Hardware\(6\)](#)



[D-Shaped Connectors\(241\)](#)



[D-Sub Backshells & Clamps\(21\)](#)

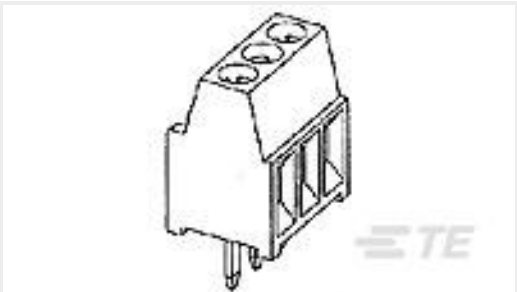


[IDC D-Sub Connectors\(69\)](#)




[Panel Mount D-Sub Connectors\(28\)](#)

## Customers Also Bought



TE Part #282834-2  
[TERM-BLOK PCB MOUNT, 90 2P.](#)



TE Part #026291-000  
[RMK-UNCUT-A4](#)

## Documents

### Product Drawings

[AMPLIMITE 050 PLUG ASSH H 40P](#)

English

### CAD Files

[3D PDF](#)

3D

Customer View Model

[ENG\\_CVM\\_CVM\\_6-5173277-2\\_O.2d\\_dxf.zip](#)

English

Customer View Model

[ENG\\_CVM\\_CVM\\_6-5173277-2\\_O.3d\\_igs.zip](#)

English

Customer View Model

[ENG\\_CVM\\_CVM\\_6-5173277-2\\_O.3d\\_stp.zip](#)

English

By downloading the CAD file I accept and agree to the [Terms and Conditions](#) of use.



Product Specifications

Product Specification

English