



TE Internal #: 603504-2
Butt Splice, 12 – 10 AWG, 3 – 6 mm² Wire, Sealable, 5180 – 13100
CMA, Copper, Yellow, 47.5 mm [1.87 in] Length, Loose Piece,
Closed Barrel

[View on TE.com >](#)

Terminals & Splices > Splices



Splice Type: **Butt Splice**
Wire Size: **3 – 6 mm²**
Sealable: **Yes**
Compatible Insulation Diameter Range: **6.1 mm [.24 in]**

Features

Product Type Features

Splice Type	Butt Splice
Sealable	Yes
Compatible With Discrete Wire Type	Stranded
Wire Insulation Support Retention Type	Insulation Support

Configuration Features

Compatible With Wire & Cable Type	Discrete Wire
-----------------------------------	---------------

Electrical Characteristics

Operating Voltage	600 V
-------------------	-------

Body Features

	.007 oz
Insulation Material	Nylon
Insulation Type	Pre-Insulated
Primary Product Color	Yellow

Contact Features

Terminal Plating Material	Tin
---------------------------	-----



Contact Base Material	Copper
Barrel Type	Closed

Mechanical Attachment

Wire Insulation Support	With
-------------------------	------

Dimensions

Recovered Inside Diameter	2.92 mm[.115 in]
Outside Diameter	6.35 mm[.25 in]
Wire Size	5180 – 13100 CMA
Compatible Insulation Diameter Range	6.1 mm[.24 in]
Barrel Inside Diameter	6.1 mm[.24 in]
Product Length	47.5 mm[1.87 in]

Usage Conditions

Insulation Option	Fully Insulated
Operating Temperature Range	-55 – 125 °C[-67 – 257 °F]

Industry Standards

Government Qualified Splice	No
-----------------------------	----

Packaging Features

Packaging Quantity	50
Packaging Method	Loose Piece

Product Compliance

For compliance documentation, visit the product page on TE.com>


EU RoHS Directive 2011/65/EU	Compliant
EU ELV Directive 2000/53/EC	Compliant
China RoHS 2 Directive MIIT Order No 32, 2016	No Restricted Materials Above Threshold
EU REACH Regulation (EC) No. 1907/2006	Current ECHA Candidate List: JAN 2025 (247) Candidate List Declared Against: JAN 2022 (223) Does not contain REACH SVHC
Halogen Content	Not Yet Reviewed for halogen content
Solder Process Capability	Not applicable for solder process capability

Product Compliance Disclaimer




This information is provided based on reasonable inquiry of our suppliers and represents our current actual knowledge based on the information they provided. This information is subject to change. The part numbers that TE has identified as EU RoHS compliant have a maximum concentration of 0.1% by weight in homogenous materials for lead, hexavalent chromium, mercury, PBB, PBDE, DBP, BBP, DEHP, DIBP, and 0.01% for cadmium, or qualify for an exemption to these limits as defined in the Annexes of Directive 2011/65/EU (RoHS2). Finished electrical and electronic equipment products will be CE marked as required by Directive 2011/65/EU. Components may not be CE marked. Additionally, the part numbers that TE has identified as EU ELV compliant have a maximum concentration of 0.1% by weight in homogenous materials for lead, hexavalent chromium, and mercury, and 0.01% for cadmium, or qualify for an exemption to these limits as defined in the Annexes of Directive 2000/53/EC (ELV). Regarding the REACH Regulation, the information TE provides on SVHC in articles for this part number is based on the latest European Chemicals Agency (ECHA) ‘Guidance on requirements for substances in articles’ posted at this URL: <https://echa.europa.eu/guidance-documents/guidance-on-reach>


Customers Also Bought




TE Part #8-55824-2
22-18 PRE-INSUL SEALED SPLICE



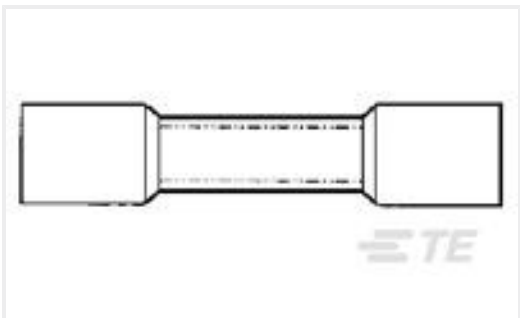
TE Part #650098-000
D-436-75



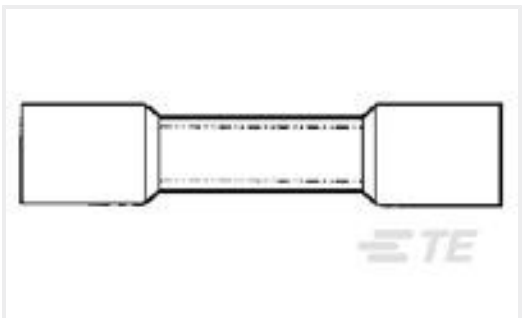
TE Part #650084-000
D-436-60



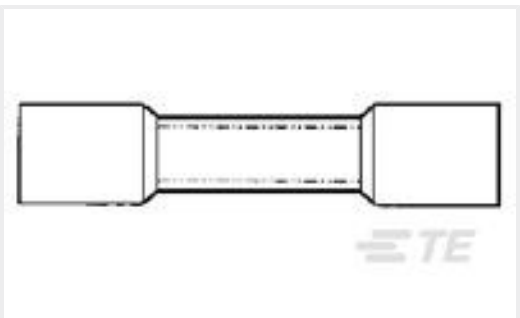
TE Part #55825-1
16-14 PRE-INSUL SEALED SPLICE




TE Part #8-55826-3
12-10 PRE-INSUL SEALED SPLICE




TE Part #55824-1
22-18 PRE-INSUL SEALED SPLICE




TE Part #8-55825-2
16-14 PRE-INSUL SEALED SPLICE



TE Part #695051-000
W-096-02



TE Part #8-52961-2
TERMINAL,PG SPR SPD 12-10 6



TE Part #650130N001
D-436-86CS2705

Documents

Product Drawings
12-10 PRE-INSUL SEALED SPLICE

English

CAD Files
3D PDF
3D



Customer View Model

[ENG_CVM_CVM_603504-2_K.2d_dxf.zip](#)

English

Customer View Model

[ENG_CVM_CVM_603504-2_K.3d_igs.zip](#)

English

Customer View Model

[ENG_CVM_CVM_603504-2_K.3d_stp.zip](#)

English

Customer View Model

[ENG_CVM_603504-2_N.3d_igs.zip](#)

English

Customer View Model

[ENG_CVM_603504-2_N.3d_stp.zip](#)

English

Customer View Model

[ENG_CVM_603504-2_N.2d_dxf.zip](#)

English

3D PDF

English

By downloading the CAD file I accept and agree to the [Terms and Conditions](#) of use.