



Free Height

TE Internal #: 6123001-2  
PCB Mount Header, Vertical, Board-to-Board, 60 Position, .8 mm [.031 in] Centerline, Fully Shrouded, Gold (Au), Surface Mount, Natural, Free Height

[View on TE.com >](#)

Connectors > PCB Connectors > PCB Headers & Receptacles



PCB Connector Type: **PCB Mount Header**  
PCB Mount Orientation: **Vertical**  
Connector System: **Board-to-Board**  
Number of Positions: **60**  
Centerline (Pitch): **.8 mm [.031 in ]**

Features

Product Type Features

PCB Connector Type	PCB Mount Header
Connector System	Board-to-Board
Header Type	Fully Shrouded
Sealable	No
Connector & Contact Terminates To	Printed Circuit Board
Connector Product Type	Connector Assembly

Configuration Features

Board-to-Board Configuration	Parallel
Stackable	Yes
PCB Mount Orientation	Vertical
Number of Positions	60

Electrical Characteristics

Operating Voltage	100 VAC
Insulation Resistance	2 MΩ
Dielectric Withstanding Voltage (Max)	500 VAC

Body Features

Assembly Process Feature Material	Steel
Primary Product Color	Natural



Contact Features

PCB Contact Termination Area Plating Material Finish	Matte
Mating Tab Width	.4 mm[.016 in]
PCB Contact Termination Area Plating Material Thickness	2 μm[78.74 μin]
Contact Layout	Inline
Contact Base Material	Brass
Mating Tab Thickness	.2 mm[.008 in]
PCB Contact Termination Area Plating Material	Tin
Contact Mating Area Plating Material	Gold (Au)
Contact Type	Tab
Contact Current Rating (Max)	.5 A

Termination Features

Rectangular Termination Post & Tail Width	.25 mm[.01 in]
Rectangular Termination Post & Tail Thickness	.2 mm[.008 in]
Termination Method to PCB	Surface Mount

Mechanical Attachment

Mounting Alignment Feature Length	.5 mm[.02 in]
Mating Alignment Type	Polarization
PCB Mount Alignment Type	Positioning Bosses
PCB Mount Retention	Without
PCB Mount Alignment	With
Mating Alignment	With

Housing Features

Mating Entry Location	Top
Housing Material	Matte
Centerline (Pitch)	.8 mm[.031 in]

Dimensions

Stack Height	8 mm, 12 mm, 16 mm, 20 mm[.315 in][.472 in][.63 in][.787 in]
Connector Height	8 mm[.315 in]

Usage Conditions

Housing Temperature Rating	High
Operating Temperature Range	-40 – 125 °C[-40 – 257 °F]



Operation/Application

Assembly Process Feature	Pick and Place Cover
--------------------------	----------------------

Industry Standards

UL Flammability Rating	UL 94V-0
------------------------	----------

Packaging Features

	.5 in
Packaging Quantity	600
Packaging Method	Tape & Reel

Product Compliance


For compliance documentation, visit the product page on TE.com>

EU RoHS Directive 2011/65/EU	Compliant
EU ELV Directive 2000/53/EC	Compliant
China RoHS 2 Directive MIIT Order No 32, 2016	No Restricted Materials Above Threshold
EU REACH Regulation (EC) No. 1907/2006	Current ECHA Candidate List: JAN 2025 (247) Candidate List Declared Against: JAN 2025 (247) Does not contain REACH SVHC
Halogen Content	Low Halogen - Br, Cl, F, I < 900 ppm per homogenous material. Also BFR/CFR/PVC Free
Solder Process Capability	Reflow solder capable to 260°C

Product Compliance Disclaimer

This information is provided based on reasonable inquiry of our suppliers and represents our current actual knowledge based on the information they provided. This information is subject to change. The part numbers that TE has identified as EU RoHS compliant have a maximum concentration of 0.1% by weight in homogenous materials for lead, hexavalent chromium, mercury, PBB, PBDE, DBP, BBP, DEHP, DIBP, and 0.01% for cadmium, or qualify for an exemption to these limits as defined in the Annexes of Directive 2011/65/EU (RoHS2). Finished electrical and electronic equipment products will be CE marked as required by Directive 2011/65/EU. Components may not be CE marked. Additionally, the part numbers that TE has identified as EU ELV compliant have a maximum concentration of 0.1% by weight in homogenous materials for lead, hexavalent chromium, and mercury, and 0.01% for cadmium, or qualify for an exemption to these limits as defined in the Annexes of Directive 2000/53/EC (ELV). Regarding the REACH Regulation, the information TE provides on SVHC in articles for this part number is based on the latest European Chemicals Agency (ECHA) ‘Guidance on requirements for substances in articles’ posted at this URL: <https://echa.europa.eu/guidance-documents/guidance-on-reach>

Compatible Parts




TE Part # 5084618-2  
0.8FH,R13H.5,060,30/Sn,TR,SC




TE Part # CAT-313-RCB60  
Free Height Receptacle Conn: Board-Board, Vertical, 60, 0.8mm

Also in the Series | Free Height



Board-to-Board Headers & Receptacles(747)




PCB Headers & Receptacles(747)

Customers Also Bought



TE Part #1-5406299-1  
MJ ASSY,S/P,8POS,SH,RVPGT,CAT5



TE Part #2314176-1  
CAGE ASSEMBLY, 1X4, QSFP28, SPRING



TE Part #2057162-1  
SFP+ 1X4 Cage Assembly, PF, EF




TE Part #2057159-1  
SFP+ 1x1 Cage Assy, Press-Fit, 20 Pin



TE Part #2204167-1  
MBXLE R/A RCPT,A/C PASS THRU 4ACP+12S+3P



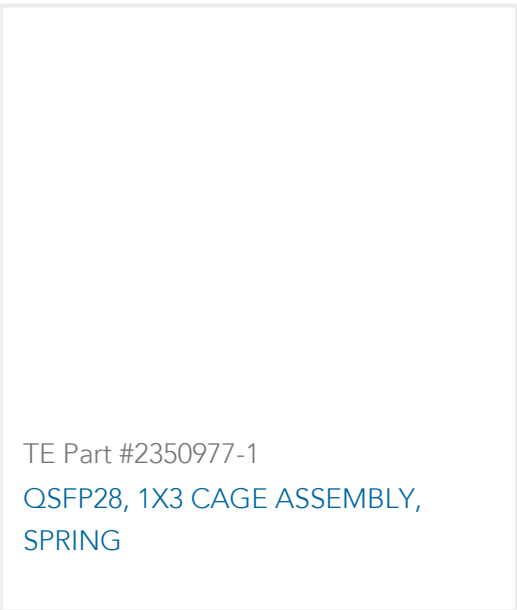
TE Part #CAT-SF59-C76264  
SFP Connectors



TE Part #2372286-1  
ZSFP+ 1X6 CAGE ASSY, W/HS, SINGLE LP



TE Part #2169802-4  
IMP,Power,4PR,R/A,Hdr,5.7,6.9Tin



TE Part #2350977-1  
QSFP28, 1X3 CAGE ASSEMBLY, SPRING



Documents

CAD Files

3D PDF

3D

Customer View Model

ENG\_CVM\_CVM\_6123001-2\_A.2d\_dxf.zip

English

Customer View Model

ENG\_CVM\_CVM\_6123001-2\_A.3d\_igs.zip

English

Customer View Model

ENG\_CVM\_CVM\_6123001-2\_A.3d\_stp.zip

English

By downloading the CAD file I accept and agree to the [Terms and Conditions](#) of use.

Datasheets & Catalog Pages

Fine Pitch Stacking Connectors - 0.8mm Free Height (FH) Connectors

English

Product Specifications

Application Specification

English