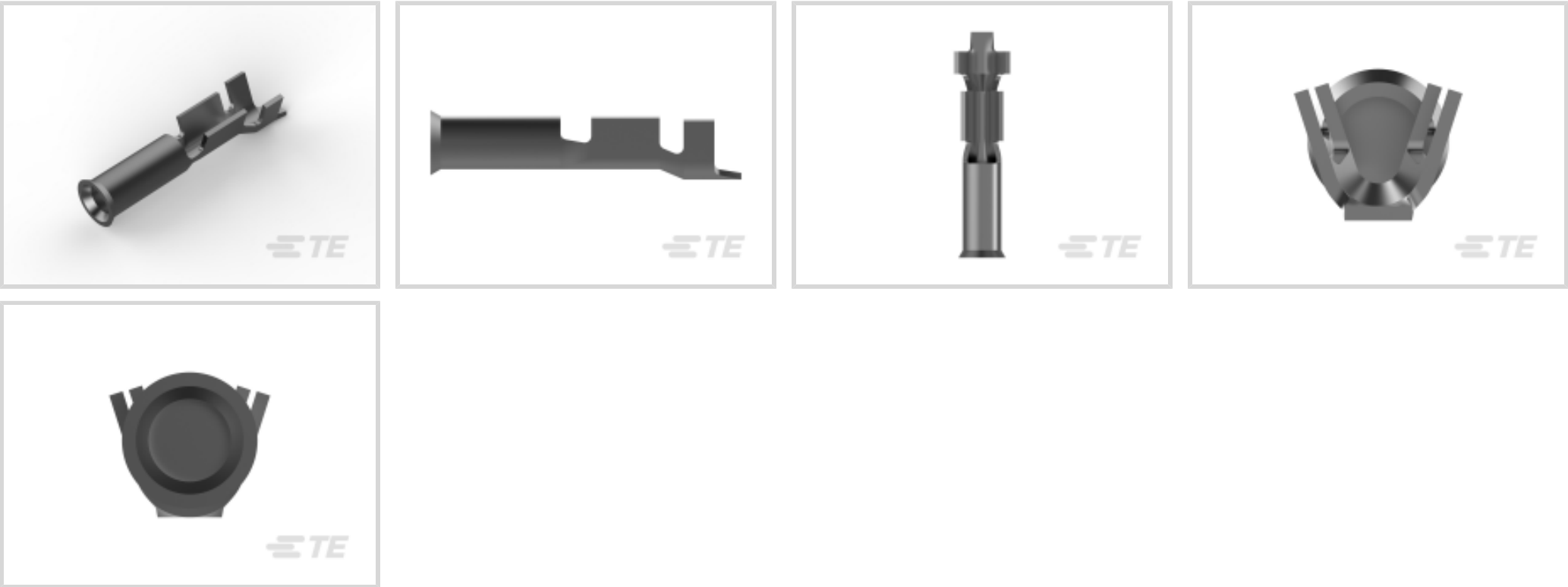




Terminals & Splices > Crimp Wire Pins, Tabs & Ferrules



Crimp Wire Terminal Type: **Receptacle**
Mating Pin Diameter: **1.14 mm [.045 in]**
Compatible Insulation Diameter Range: **1.78 mm [.07 in]**
Wire Size: **.2 – .6 mm²**

Features

Product Type Features

Compatible With Discrete Wire Type	Stranded
Wire Insulation Support Retention Type	Insulation Support

Configuration Features

Compatible With Wire & Cable Type	Discrete Wire
-----------------------------------	---------------

Contact Features

Contact Mating Area Length	4.83 mm
Crimp Wire Terminal Type	Receptacle
Mating Pin Diameter	1.14 mm[.045 in]
Barrel Type	Open
Terminal Plating Material	Tin
Contact Shape & Form	Square
Terminal Orientation	Straight

Mechanical Attachment

Wire Insulation Support	With
-------------------------	------



Dimensions

Compatible Insulation Diameter Range	1.78 mm[.07 in]
Wire Size	404 – 1021 CMA
Barrel Inside Diameter	.38 mm, .76 mm[.015 in][.03 in]
Terminal Material Thickness	.25 mm[.01 in]
Overall Product Length	10.54 mm[.414 in]

Usage Conditions

Insulation Option	Uninsulated
Operating Temperature Range	-55 – 105 °C[-67 – 221 °F]

Packaging Features

Packaging Method	Reel
------------------	------

Product Compliance

For compliance documentation, visit the product page on TE.com>


EU RoHS Directive 2011/65/EU	Compliant
EU ELV Directive 2000/53/EC	Compliant
China RoHS 2 Directive MIIT Order No 32, 2016	No Restricted Materials Above Threshold
EU REACH Regulation (EC) No. 1907/2006	Current ECHA Candidate List: JAN 2025 (247) Candidate List Declared Against: JAN 2025 (247) Does not contain REACH SVHC
Halogen Content	Low Halogen - Br, Cl, F, I < 900 ppm per homogenous material. Also BFR/CFR/PVC Free
Solder Process Capability	Not applicable for solder process capability

Product Compliance Disclaimer


This information is provided based on reasonable inquiry of our suppliers and represents our current actual knowledge based on the information they provided. This information is subject to change. The part numbers that TE has identified as EU RoHS compliant have a maximum concentration of 0.1% by weight in homogenous materials for lead, hexavalent chromium, mercury, PBB, PBDE, DBP, BBP, DEHP, DIBP, and 0.01% for cadmium, or qualify for an exemption to these limits as defined in the Annexes of Directive 2011/65/EU (RoHS2). Finished electrical and electronic equipment products will be CE marked as required by Directive 2011/65/EU. Components may not be CE marked. Additionally, the part numbers that TE has identified as EU ELV compliant have a maximum concentration of 0.1% by weight in homogenous materials for lead, hexavalent chromium, and mercury, and 0.01% for cadmium, or qualify for an exemption to these limits as defined in the Annexes of Directive 2000/53/EC (ELV). Regarding the REACH Regulation, the information TE provides on SVHC in articles for this part number is based on the latest European Chemicals Agency (ECHA) ‘Guidance on requirements for substances in articles’ posted at this URL: <https://echa.europa.eu/guidance-documents/guidance-on-reach>




Compatible Parts




TE Part # 2151427-2
OCEAN_2.0_Applicator-S-055F0800-RSA



KIT
TE Part # 7-2151427-7
OCEAN_2.0_SPARE_PART_KIT-055F0800




TE Part # 2305570-1
Strip Terminal Cutter-Side Feed-No Crimp




TE Part # 2151427-1
OCEAN_2.0_Applicator-S-055F0800-RSM


Customers Also Bought



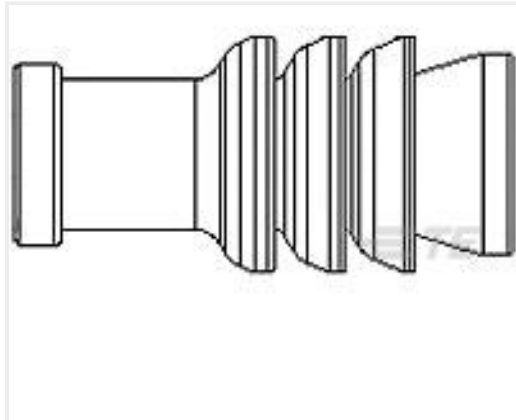
TE Part #1-66105-9
III+ SKT,24-20,TIN,LP




TE Part #1670146-1
MCON 1.2 CB REC SWS SN




TE Part #42640-2
250 FASTON REC 22-18 AWG TPBR




TE Part #967067-1
MQS SGL WIRE SEAL




TE Part #1-456404-1
CRIMPER WIRE .070 F




TE Part #1-66103-8
III+ PIN,24-20,TIN,LP




TE Part #607381P046
SCT-NO.2-E5-0-STK



TE Part #41774
250 FASTON REC 18-14 AWG TPBZ



TE Part #1-240655-2
ANVIL



TE Part #1-690495-9
FRONT SHEAR PLATE

Documents

Product Drawings
045SQ POST REC 24-20 010PTPBR

English

CAD Files
3D PDF
3D



Customer View Model

[ENG_CVM_CVM_61622-1_L_c-61622-1-l.2d_dxf.zip](#)

English

Customer View Model

[ENG_CVM_CVM_61622-1_L_c-61622-1-l.3d_igs.zip](#)

English

Customer View Model

[ENG_CVM_CVM_61622-1_L_c-61622-1-l.3d_stp.zip](#)

English

By downloading the CAD file I accept and agree to the [Terms and Conditions](#) of use.

Product Specifications

[Application Specification](#)

English