

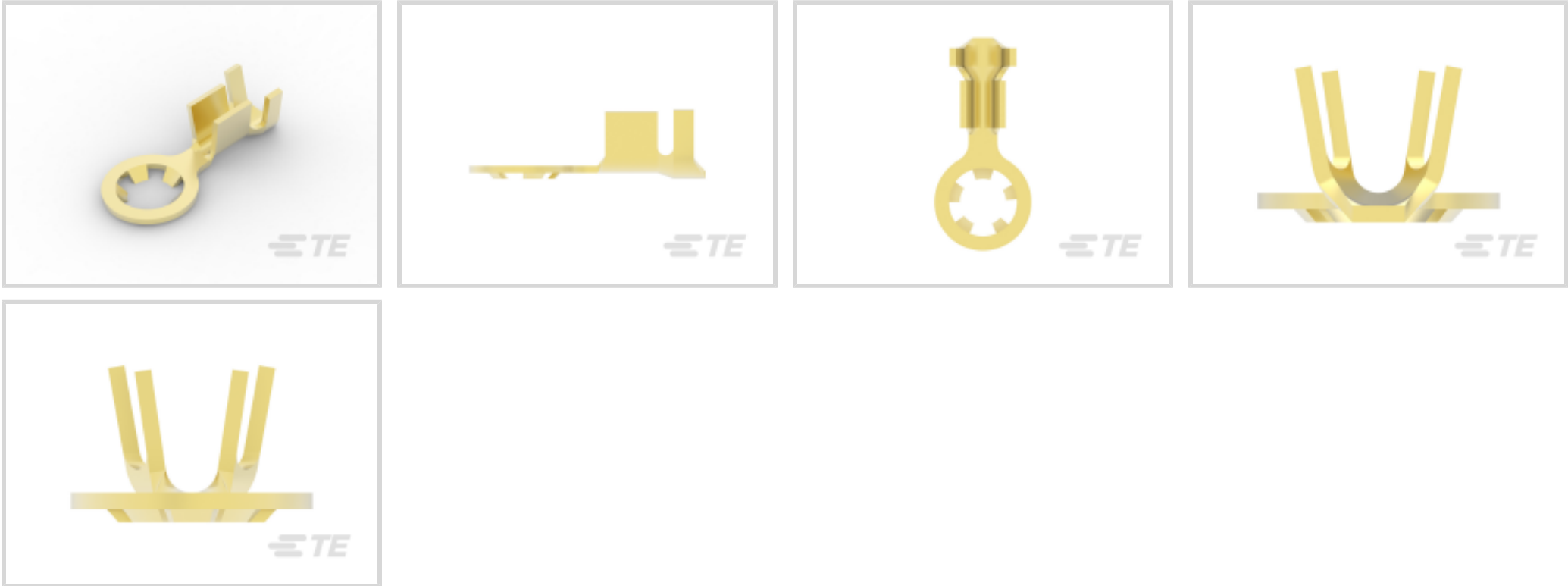
61624-1

✓ ACTIVE

TE Internal #: 61624-1  
Closed Ring Tongue Terminal, 16 – 12 AWG, #8 / M4 Stud, 3.68 mm [.145 in] Stud Diameter, Open Barrel, Straight, Unplated Plating, Uninsulated  
[View on TE.com >](#)



Terminals & Splices > Ring Terminals



Ring Terminal Product Type: **Closed Ring Tongue Terminal**  
Wire Size: **2582 – 6529 CMA**  
Stud Size: **#8, M4**

Features

Product Type Features

|  |                             |
|--|-----------------------------|
| Shape Description                      | Anti-Rotational/Grounding   |
| Ring Terminal Product Type             | Closed Ring Tongue Terminal |
| Stud Size                              | #8, M4                      |
| Sealable                               | No                          |
| Compatible With Discrete Wire Type     | Stranded                    |
| Wire Insulation Support Retention Type | Insulation Support          |

Contact Features

|                               |          |
|-------------------------------|----------|
| Contact Base Material         | Brass    |
| Barrel Type                   | Open     |
| Terminal Orientation          | Straight |
| Terminal Plating Material     | Unplated |
| Contact Underplating Material | None     |

Mechanical Attachment

|                         |      |
|-------------------------|------|
| Wire Insulation Support | With |
|-------------------------|------|

Dimensions

|  |        |
|--|--------|
|  | .13 in |
|--|--------|



|                                      |                                   |
|--------------------------------------|-----------------------------------|
| Wire Size                            | 2582 – 6529 CMA                   |
| Stud Diameter                        | 3.68 mm[.145 in]                  |
| Tongue Thickness                     | .76 mm[.03 in]                    |
| Product Length                       | 19.56 mm[.77 in]                  |
| Barrel Inside Diameter               | 2.03 mm, 3.93 mm[.08 in][.155 in] |
| Compatible Insulation Diameter (Max) | 4.32 mm[.17 in]                   |
| Compatible Insulation Diameter Range | 3.3 – 4.32 mm[.13 – .17 in]       |

Usage Conditions

|                             |                            |
|-----------------------------|----------------------------|
| Insulation Option           | Uninsulated                |
| Operating Temperature Range | -40 – 110 °C[-40 – 230 °F] |

Operation/Application

|                                    |        |
|------------------------------------|--------|
| Compatible With Wire Base Material | Copper |
|------------------------------------|--------|

Industry Standards

|                               |    |
|-------------------------------|----|
| Government Qualified Terminal | No |
|-------------------------------|----|

Packaging Features

|                    |            |
|--------------------|------------|
| Packaging Quantity | 9000       |
| Packaging Method   | Strip/Reel |

Product Compliance

For compliance documentation, visit the product page on TE.com>

|   |   |
|---|---|
| EU RoHS Directive 2011/65/EU                  | Compliant   |
| EU ELV Directive 2000/53/EC                   | Compliant   |
| China RoHS 2 Directive MIIT Order No 32, 2016 | No Restricted Materials Above Threshold   |
| EU REACH Regulation (EC) No. 1907/2006        | Current ECHA Candidate List: JAN 2025 (247)<br>Candidate List Declared Against: JAN 2025 (247)<br>Does not contain REACH SVHC |
| Halogen Content                               | Low Halogen - Br, Cl, F, I < 900 ppm per homogenous material. Also BFR/CFR/PVC Free   |
| Solder Process Capability                     | Not applicable for solder process capability  |

Product Compliance Disclaimer

This information is provided based on reasonable inquiry of our suppliers and represents our current actual knowledge based on the information they provided. This information is subject to change. The part numbers that TE has identified as



EU RoHS compliant have a maximum concentration of 0.1% by weight in homogenous materials for lead, hexavalent chromium, mercury, PBB, PBDE, DBP, BBP, DEHP, DIBP, and 0.01% for cadmium, or qualify for an exemption to these limits as defined in the Annexes of Directive 2011/65/EU (RoHS2). Finished electrical and electronic equipment products will be CE marked as required by Directive 2011/65/EU. Components may not be CE marked. Additionally, the part numbers that TE has identified as EU ELV compliant have a maximum concentration of 0.1% by weight in homogenous materials for lead, hexavalent chromium, and mercury, and 0.01% for cadmium, or qualify for an exemption to these limits as defined in the Annexes of Directive 2000/53/EC (ELV). Regarding the REACH Regulation, the information TE provides on SVHC in articles for this part number is based on the latest European Chemicals Agency (ECHA) ‘Guidance on requirements for substances in articles’ posted at this URL: <https://echa.europa.eu/guidance-documents/guidance-on-reach>

Compatible Parts



TE Part # 2150653-1  
[OCEAN\\_2.0\\_APPLICATOR-E-140F220O-REM](#)



TE Part # 2150653-2  
[OCEAN\\_2.0\\_APPLICATOR-E-140F220OA-REA](#)




TE Part # 7-2150653-7  
[OCEAN\\_2.0\\_SPARE\\_PART\\_KIT-140F220O](#)

Customers Also Bought



TE Part #8-1393104-3  
[KRPA-14DG-125=KRPA](#)



TE Part #1-1437436-0  
[CR0002=RLY SKT - 34121-01](#)




TE Part #330433-000  
[TMS-SCE-2X-1K-3/16-9](#)



TE Part #1423155-5  
[GPD=RELAY, 125VDC](#)



TE Part #696049-1  
[PG 8 RING #8](#)



TE Part #CAT-P592-R472A  
[PIDG Ring Tongue Terminals](#)



TE Part #4-1393104-6  
[KRPA-11DG-48=KRPA](#)



TE Part #292180-1  
[CAP ASS'Y W/O COMMONING TAB FO](#)



TE Part #640271-3  
[RING 22-18 AWG TPST](#)



Documents

Product Drawings  
RING CRIMP 16-12 AWG BR

English

CAD Files  
3D PDF

3D

Customer View Model  
ENG\_CVM\_CVM\_61624-1\_R\_c-61624-1-r.2d\_dxf.zip

English

Customer View Model  
ENG\_CVM\_CVM\_61624-1\_R\_c-61624-1-r.3d\_igs.zip

English

Customer View Model  
ENG\_CVM\_CVM\_61624-1\_R\_c-61624-1-r.3d\_stp.zip

English

By downloading the CAD file I accept and agree to the [Terms and Conditions](#) of use.

Product Specifications  
Application Specification

English

Agency Approvals  
UL Report

English