

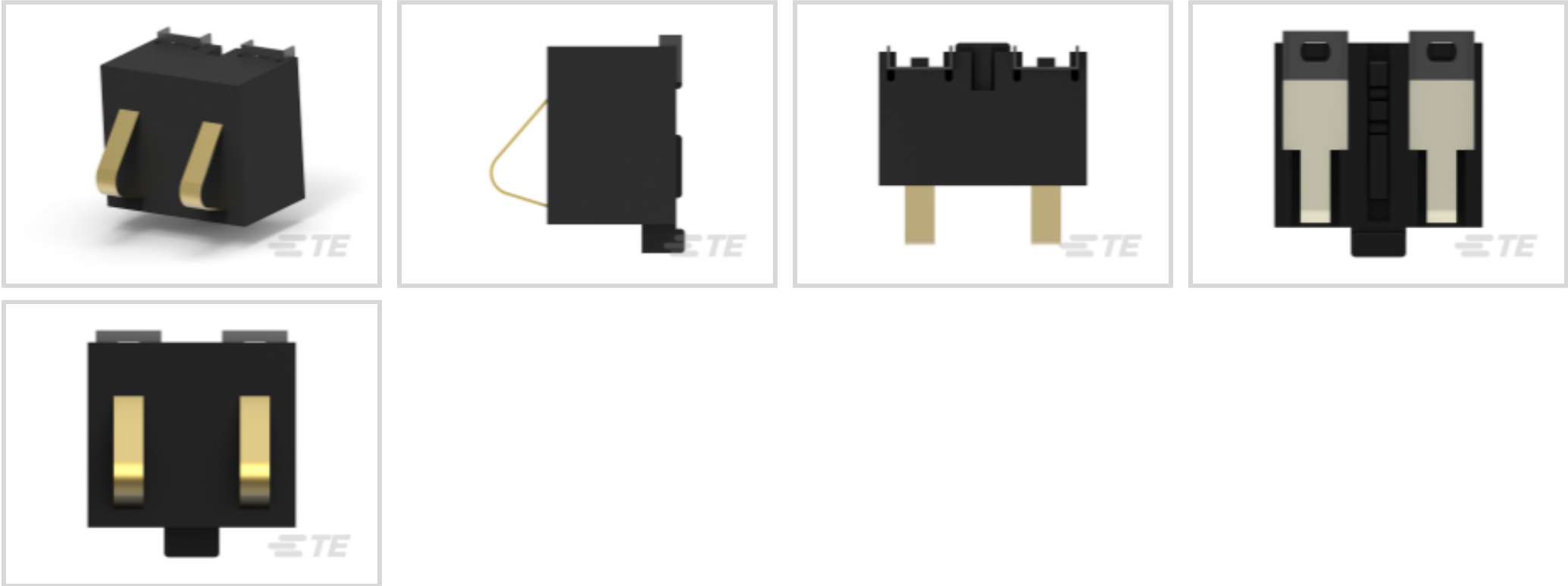


TE Internal #: 6337194-1

Board-to-Board, 2 Position, 2.2 mm [.087 in] Centerline, Plug, 100 VDC, Vertical, Printed Circuit Board, Power & Signal, DC Jack Connectors

[View on TE.com >](#)

Connectors > PCB Connectors > Battery Connectors & Holders > DC Jack Connectors



Connector System: **Board-to-Board**

Number of Positions: **2**

Centerline (Pitch): **2.2 mm [.087 in]**

Connector & Housing Type: **Plug**

Operating Voltage: **100 VDC**

Features

Product Type Features

Connector System	Board-to-Board
Connector & Housing Type	Plug
Connector & Contact Terminates To	Printed Circuit Board

Configuration Features

Number of Positions	2
PCB Mount Orientation	Vertical

Electrical Characteristics

Operating Voltage	100 VDC
-------------------	---------

Body Features

Primary Product Color	Black
-----------------------	-------

Contact Features

Contact Mating Area Plating Material	Gold Flash
Contact Base Material	Copper Alloy
Contact Current Rating (Max)	2 A



Mechanical Attachment

PCB Mount Retention	Without
Connector Mounting Type	Board Mount

Housing Features

Housing Material	LCP
Centerline (Pitch)	2.2 mm [.087 in]

Usage Conditions

Operating Temperature Range	-40 – 85 °C [-40 – 185 °F]
-----------------------------	----------------------------

Operation/Application

Circuit Application	Power & Signal
---------------------	----------------

Industry Standards

UL Flammability Rating	UL 94V-0
------------------------	----------

Product Compliance

For compliance documentation, visit the product page on TE.com>

EU RoHS Directive 2011/65/EU	Compliant
EU ELV Directive 2000/53/EC	Compliant
China RoHS 2 Directive MIIT Order No 32, 2016	No Restricted Materials Above Threshold
EU REACH Regulation (EC) No. 1907/2006	Current ECHA Candidate List: JAN 2025 (247) Candidate List Declared Against: JAN 2025 (247) Does not contain REACH SVHC
Halogen Content	Low Halogen - Br, Cl, F, I < 900 ppm per homogenous material. Also BFR/CFR/PVC Free
Solder Process Capability	Reflow solder capable to 260°C

Product Compliance Disclaimer

This information is provided based on reasonable inquiry of our suppliers and represents our current actual knowledge based on the information they provided. This information is subject to change. The part numbers that TE has identified as EU RoHS compliant have a maximum concentration of 0.1% by weight in homogenous materials for lead, hexavalent chromium, mercury, PBB, PBDE, DBP, BBP, DEHP, DIBP, and 0.01% for cadmium, or qualify for an exemption to these limits as defined in the Annexes of Directive 2011/65/EU (RoHS2). Finished electrical and electronic equipment products will be CE marked as required by Directive 2011/65/EU. Components may not be CE marked. Additionally, the part numbers that TE has identified as EU ELV compliant have a maximum concentration of 0.1% by weight in homogenous materials for lead, hexavalent chromium, and mercury, and 0.01% for cadmium, or qualify for an exemption to these limits as defined in the Annexes of Directive 2000/53/EC (ELV). Regarding the REACH Regulation, the information TE provides on SVHC in articles for this part number is based on the latest European Chemicals Agency (ECHA) ‘Guidance on requirements for substances in articles’ posted at this URL: <https://echa.europa.eu/guidance-documents/guidance-on-reach>



Compatible Parts




TE Part # 292448-1
3.0mm PITCH 3P SMT ASSEMBLY
BATTERY CONN




TE Part # 292331-3
BATTERY 3P SMT 1.6MM PITCH
ASSEMBLY CONN


Customers Also Bought




TE Part #1-2071556-2
OJS-SH-105HEF,00000




TE Part #1-776266-1
14POS,PIN DIA 1.3,HDR ASSY,90DEG,
COD 1




TE Part #292174-4
CT BOX HDR V SMT 4P O/TAPE NAT




TE Part #1981061-1
LEAF BATTERY CONN W/B 3POS.
P=3.2, PKG




TE Part #1879417-8
CPF0603 1M0 0.1% 25PPM 5K RL




TE Part #1734366-1
Std USB Type A, VT, T/H



TE Part #1827684-3
2mm pitch Battery Rec. Assy. 7Pos.
H=4.0



TE Part #1-2176404-5
3550 51K 1%



TE Part #5-1814400-2
SMA R/A PCB Skt GZD

Documents

Product Drawings

BATTERY CONNECTOR ASSEMBLY

English

CAD Files

3D PDF



3D

Customer View Model

[ENG_CVM_CVM_6337194-1_B_c-6337194-1-b.2d_dxf.zip](#)

English

Customer View Model

[ENG_CVM_CVM_6337194-1_B_c-6337194-1-b.3d_igs.zip](#)

English

Customer View Model

[ENG_CVM_CVM_6337194-1_B_c-6337194-1-b.3d_stp.zip](#)

English

By downloading the CAD file I accept and agree to the [Terms and Conditions](#) of use.

Datasheets & Catalog Pages

[Products for Mobile Equipment](#)

English

Product Specifications

[SMT BATTERY CONNECTOR 2 POSITION SURFACE MOUNT APPLICATION SPECIFICATION](#)

English

[Application Specification](#)

English