



SPLICE

TE Internal #: 63625-1
Pigtail Splice / Thru Splice, 13 – 8 AWG, 2.5 – 8.1 mm² Wire, 5000 – 16000 CMA, Brass, 0 Serration, 6.78 mm [.267 in] Length, Strip, SPLICE

[View on TE.com >](#)

Terminals & Splices > Splices



Splice Type: **Pigtail Splice, Thru Splice**
Wire Size: **5000 – 16000 CMA**
Sealable: **No**

Features

Product Type Features

Splice Type	Pigtail Splice, Thru Splice
Sealable	No
Compatible With Discrete Wire Type	Solid, Stranded
Wire Insulation Support Retention Type	Non-Insulation Support

Configuration Features

Number of Serrations	0
Compatible With Wire & Cable Type	Discrete Wire

Body Features

Product Weight	.739 g[.026 oz]
----------------	-----------------

Contact Features

Contact Base Material	Brass
Barrel Type	Open

Mechanical Attachment

Wire Insulation Support	Without
-------------------------	---------

Dimensions



Wire Size	5000 – 16000 CMA
Terminal Material Thickness	.64 mm[.025 in]
Product Length	6.78 mm[.267 in]

Usage Conditions

Insulation Option	Uninsulated
Operating Temperature Range	-40 – 110 °C[-40 – 230 °F]

Operation/Application

Compatible With Wire Base Material	Copper
------------------------------------	--------

Industry Standards

Government Qualified Splice	No
-----------------------------	----

Packaging Features

Packaging Quantity	3500
Packaging Method	Strip

Product Compliance

For compliance documentation, visit the product page on TE.com>

EU RoHS Directive 2011/65/EU	Compliant
EU ELV Directive 2000/53/EC	Compliant
China RoHS 2 Directive MIIT Order No 32, 2016	No Restricted Materials Above Threshold
EU REACH Regulation (EC) No. 1907/2006	Current ECHA Candidate List: JAN 2025 (247) Candidate List Declared Against: JAN 2025 (247) Does not contain REACH SVHC
Halogen Content	Low Halogen - Br, Cl, F, I < 900 ppm per homogenous material. Also BFR/CFR/PVC Free
Solder Process Capability	Not applicable for solder process capability

Product Compliance Disclaimer

This information is provided based on reasonable inquiry of our suppliers and represents our current actual knowledge based on the information they provided. This information is subject to change. The part numbers that TE has identified as EU RoHS compliant have a maximum concentration of 0.1% by weight in homogenous materials for lead, hexavalent chromium, mercury, PBB, PBDE, DBP, BBP, DEHP, DIBP, and 0.01% for cadmium, or qualify for an exemption to these limits as defined in the Annexes of Directive 2011/65/EU (RoHS2). Finished electrical and electronic equipment products will be CE marked as required by Directive 2011/65/EU. Components may not be CE marked. Additionally, the part numbers that TE has identified as EU ELV compliant have a maximum concentration of 0.1% by weight in homogenous materials for lead, hexavalent chromium, and mercury, and 0.01% for cadmium, or qualify for an exemption to these limits as defined in the Annexes of Directive 2000/53/EC (ELV). Regarding the REACH Regulation, the information TE provides on SVHC in articles for this part number is based on the latest European Chemicals Agency (ECHA) 'Guidance on



requirements for substances in articles’ posted at this URL: <https://echa.europa.eu/guidance-documents/guidance-on-reach>

Compatible Parts



KIT

TE Part # 7-2836971-7
OCEAN_2.0_SPARE_PART_KIT-180F



TE Part # 2836971-1
OCEAN_2.0_Applicator-S-180F-RSM



TE Part # 2836971-2
OCEAN_2.0_Applicator-S-180F-RSA



TE Part # 626315-1
STANDARD SPLICE

Also in the Series | SPLICE




Crimp Wire Pins, Tabs & Ferrules(1)




Splices(63)

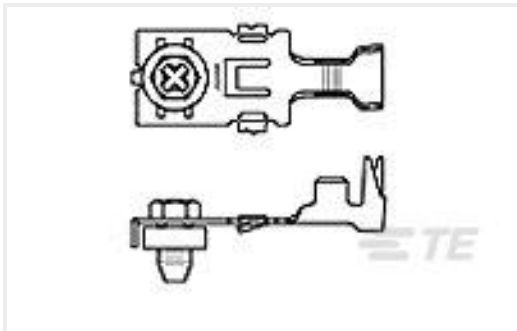
Customers Also Bought




TE Part #62754-1
SPLICE 14000-30000 .030 BR




TE Part #1-1969186-1
312 FASTON HSG.,REC.,BLACK



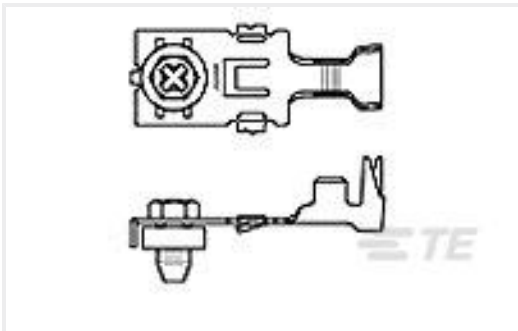
TE Part #521843-1
POWER BLOCK ASSEMBLY 16-12 AWG PTPBR




TE Part #485043-1
SPLICE 4000-9000 .020 BR




TE Part #60487-1
187 FASTON REC 18-16 AWG BR



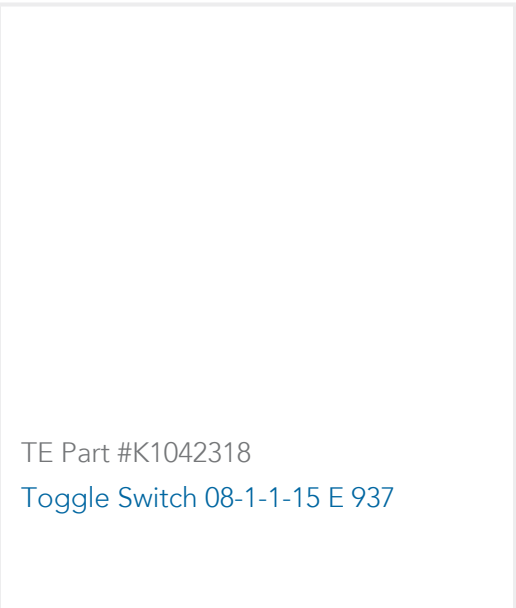
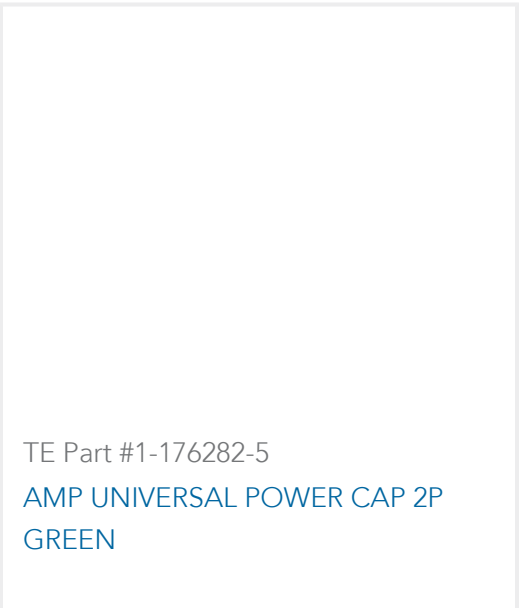
TE Part #521844-1
POWER BLOCK ASSEMBLY 16-12 AWG BR



TE Part #1742899-1
187 FASTON,REC.,18-16 OR 2X18 AWG,NPST



TE Part #63130-2
SPLICE REC. 1500-5000 .020 BR



Documents

Product Drawings

SPLICE 5000-16000 .025 BR

English

CAD Files

3D PDF

3D

Customer View Model

ENG_CVM_CVM_63625-1_H_c-63625-1-h.2d_dxf.zip

English

Customer View Model

ENG_CVM_CVM_63625-1_H_c-63625-1-h.3d_igs.zip

English

Customer View Model

ENG_CVM_CVM_63625-1_H_c-63625-1-h.3d_stp.zip

English

By downloading the CAD file I accept and agree to the [Terms and Conditions](#) of use.

Product Specifications

Application Specification

English

Agency Approvals

UL Report

English