




Terminals & Splices > Quick Disconnects



Quick Disconnect Terminal Type: **Receptacle**

Wire Size: **.32 – .82 mm²**

Mating Tab Width: **3.18 mm [.125 in]**

Mating Tab Thickness: **.51 mm [.02 in]**

Features

Product Type Features

Insertion Force	Normal
-----------------	--------

Configuration Features

Compatible With Wire & Cable Type	Discrete Wire
Connection Capacity	Single

Contact Features

Quick Disconnect Terminal Type	Receptacle
Mating Tab Width	3.18 mm[.125 in]
Mating Tab Thickness	.51 mm[.02 in]
Terminal Orientation	Straight
Contact Base Material	Brass
Terminal Plating Material	Unplated
Crimp Type	F-Crimp
Barrel Type	Open

Termination Features

--	--



Product Terminates To	Wire & Cable
-----------------------	--------------

Mechanical Attachment

Wire Insulation Support	With
Mating Retention Type	Dimple

Dimensions

Product Length	16.13 mm[.635 in]
Compatible Insulation Diameter Range	2.3 – 2.8 mm[.09 – .11 in]
Terminal Material Thickness	.25 mm[.01 in]
Wire Size	.32 – .82 mm²

Usage Conditions

Insulation Option	Uninsulated
Operating Temperature Range	-40 – 110 °C[-40 – 230 °F]

Industry Standards

Compatible With Agency/Standards Products	CSA, UL
---	---------

Packaging Features

Packaging Quantity	15000
Packaging Method	Strip/Reel

Product Compliance

For compliance documentation, visit the product page on TE.com>

EU RoHS Directive 2011/65/EU	Compliant
EU ELV Directive 2000/53/EC	Compliant
China RoHS 2 Directive MIIT Order No 32, 2016	No Restricted Materials Above Threshold
EU REACH Regulation (EC) No. 1907/2006	Current ECHA Candidate List: JAN 2025 (247) Candidate List Declared Against: JAN 2025 (247) Does not contain REACH SVHC
Halogen Content	Low Halogen - Br, Cl, F, I < 900 ppm per homogenous material. Also BFR/CFR/PVC Free
Solder Process Capability	Not applicable for solder process capability

Product Compliance Disclaimer



This information is provided based on reasonable inquiry of our suppliers and represents our current actual knowledge based on the information they provided. This information is subject to change. The part numbers that TE has identified as EU RoHS compliant have a maximum concentration of 0.1% by weight in homogenous materials for lead, hexavalent chromium, mercury, PBB, PBDE, DBP, BBP, DEHP, DIBP, and 0.01% for cadmium, or qualify for an exemption to these limits as defined in the Annexes of Directive 2011/65/EU (RoHS2). Finished electrical and electronic equipment products will be CE marked as required by Directive 2011/65/EU. Components may not be CE marked. Additionally, the part numbers that TE has identified as EU ELV compliant have a maximum concentration of 0.1% by weight in homogenous materials for lead, hexavalent chromium, and mercury, and 0.01% for cadmium, or qualify for an exemption to these limits as defined in the Annexes of Directive 2000/53/EC (ELV). Regarding the REACH Regulation, the information TE provides on SVHC in articles for this part number is based on the latest European Chemicals Agency (ECHA) 'Guidance on requirements for substances in articles' posted at this URL: <https://echa.europa.eu/guidance-documents/guidance-on-reach>

Compatible Parts

TE Part # 1494217-1
110 FASTON,REC.,18-22 AWG,PB

TE Part # 1494219-1
110 FASTON,REC.,18-22 AWG,BR

Also in the Series | FASTON 125

Quick Disconnects(1)


Customers Also Bought

TE Part #177898-1
POWER DBL LOCK PLUG HSG 2P

TE Part #179463-1
POWER DBL LOCK CAP HSG F/H 2P

TE Part #60279-2
250 FASTON REC 18-14 AWG TPBR

TE Part #T4043014041-000
M8.FMLE.PNLFRONT.4POS.STRPCB



TE Part #2-1473562-5
RITS CONN. PLUG ASSY 5P BLUE



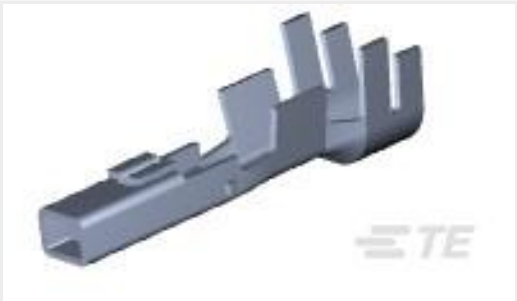
TE Part #179595-1
AMP POWER D/LOCK TAB CONT. L/P



TE Part #2-180930-5
250 FASTON HSG.,REC.,1 POS,BLACK



TE Part #2-34148-1
PG R 22-16 COMM 22-18 MIL 8



TE Part #179593-1
AMP POWER D/LOCK RECONT. L/P



TE Part #ANT-W63WS1-SMA
Antenna Blade Wifi6/6E Swivel SMA

Documents

Product Drawings

125 FASTON REC 22-18 AWG BR

English

CAD Files

Customer View Model

ENG_CVM_CVM_63705-1_G.2d_dxf.zip

English

3D PDF

3D

Customer View Model

ENG_CVM_CVM_63705-1_G.3d_igs.zip

English

Customer View Model

ENG_CVM_CVM_63705-1_G.3d_stp.zip

English

By downloading the CAD file I accept and agree to the [Terms and Conditions](#) of use.

Datasheets & Catalog Pages

82004 FASTON Terminals (Insulated and Uninsulated) Catalog - FASTON Receptacles Section

English

Product Specifications

Application Specification

English