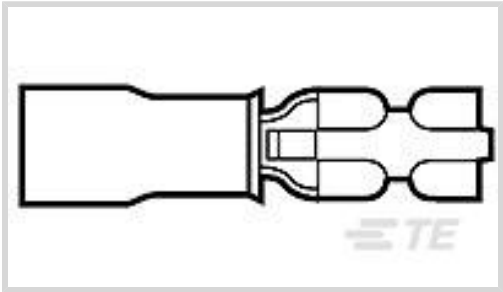




Terminals & Splices > Quick Disconnects



Quick Disconnect Terminal Type: **Receptacle**

Wire Size: **238 – 475 CMA**

Mating Tab Width: **2.79 mm [.11 in]**

Features

Product Type Features

Terminal Features	Wire Stop
Insertion Force	Low

Electrical Characteristics

Voltage Rating	300 V
----------------	-------

Body Features

Insulation Material	Nylon
---------------------	-------

Contact Features

Quick Disconnect Terminal Type	Receptacle
Mating Tab Width	2.79 mm[.11 in]
Mating Tab Thickness	.51 mm[.02 in]
Terminal Orientation	Straight
Contact Base Material	Brass
Terminal Plating Material	Pre-Tin
Crimp Type	Compression Crimp
Barrel Type	Closed

Termination Features

Product Terminates To	Wire & Cable
-----------------------	--------------

Mechanical Attachment

Wire Insulation Support	With
-------------------------	------



Dimensions

Product Length	17.81 mm[.7 in]
Compatible Insulation Diameter Range	2.08 mm[.082 in]
Terminal Material Thickness	.41 mm[.016 in]
Wire Size	238 – 475 CMA

Usage Conditions

Insulation Option	Partially Insulated
-------------------	---------------------

Packaging Features

Packaging Quantity	5000
Packaging Method	Reel

Other

Barrel Color	Yellow
--------------	--------

Product Compliance

For compliance documentation, visit the product page on TE.com>

EU RoHS Directive 2011/65/EU	Compliant
EU ELV Directive 2000/53/EC	Compliant
China RoHS 2 Directive MIIT Order No 32, 2016	No Restricted Materials Above Threshold
EU REACH Regulation (EC) No. 1907/2006	Current ECHA Candidate List: JAN 2025 (247) Candidate List Declared Against: JAN 2025 (247) Does not contain REACH SVHC
Halogen Content	Low Halogen - Br, Cl, F, I < 900 ppm per homogenous material. Also BFR/CFR/PVC Free
Solder Process Capability	Not applicable for solder process capability

Product Compliance Disclaimer

This information is provided based on reasonable inquiry of our suppliers and represents our current actual knowledge based on the information they provided. This information is subject to change. The part numbers that TE has identified as EU RoHS compliant have a maximum concentration of 0.1% by weight in homogenous materials for lead, hexavalent chromium, mercury, PBB, PBDE, DBP, BBP, DEHP, DIBP, and 0.01% for cadmium, or qualify for an exemption to these limits as defined in the Annexes of Directive 2011/65/EU (RoHS2). Finished electrical and electronic equipment products will be CE marked as required by Directive 2011/65/EU. Components may not be CE marked. Additionally, the part numbers that TE has identified as EU ELV compliant have a maximum concentration of 0.1% by weight in homogenous materials for lead, hexavalent chromium, and mercury, and 0.01% for cadmium, or qualify for an exemption to these limits as defined in the Annexes of Directive 2000/53/EC (ELV). Regarding the REACH Regulation, the information TE provides on SVHC in articles for this part number is based on the latest European Chemicals Agency (ECHA) ‘Guidance on requirements for substances in articles’ posted at this URL: <https://echa.europa.eu/guidance-documents/guidance-on-reach>



Compatible Parts



REPRESENTATION ONLY


TE Part # 169485
DAHT PIDG PG 26-22 ASSY




REPRESENTATION ONLY

TE Part # 48518-2
DAHT PIDG FASTON 26-24 ASSY


Also in the Series | FASTON 110




Crimp Terminal Housings(13)



Insertion & Extraction Tools(1)



PCB Terminals(22)



Quick Disconnects(164)

Customers Also Bought



TE Part #206126-1
CPC PLUG ASSEMBLY SIZE 17-28



TE Part #2-966067-2
FER,WIRE,PL SLV,6.00/10,L12,YELLOW, LP



TE Part #7-520366-2
ULTRAFAST 110 ASSY REC 26-22 TPBR LP



TE Part #745229-4
PIN CONT 20DF L.P.



TE Part #E37316-000
VERSAFIT-MINI-SPL-1/2-BK



TE Part #172168-1
6 CIR UNIV M-N-L PLUG



TE Part #206039-1
CPC PLUG ASSEMBLY SIZE 17-28



TE Part #2342833-4
AVC16L FLAT S04 RED RL 500MM/2X3



TE Part #CAT-SE594-M1L
M8 Male Straight to Female Straight
Double Ended Cable

Documents

Product Drawings

RECEPT PIDG FASTON 26-24 110

English

CAD Files

3D PDF

3D

Customer View Model

ENG_CVM_CVM_641324-2_E.2d_dxf.zip

English

Customer View Model

ENG_CVM_CVM_641324-2_E.3d_igs.zip

English

Customer View Model

ENG_CVM_CVM_641324-2_E.3d_stp.zip

English

By downloading the CAD file I accept and agree to the [Terms and Conditions](#) of use.

Datasheets & Catalog Pages

PIDG_FASTON

English

Ultra-Fast and Ultra Fast Plus

English