

MULTI-BEAM

TE Internal #: 6450173-1
PCB Mount Receptacle, Right Angle, Board-to-Board, 3 Position,
2.54 mm / 7.62 mm [.1 in / .3 in] Centerline, Fully Shrouded, Gold
(Au)

[View on TE.com >](#)



Connectors > PCB Connectors > PCB Headers & Receptacles



PCB Connector Type: **PCB Mount Receptacle**
PCB Mount Orientation: **Right Angle**
Connector System: **Board-to-Board**
Number of Positions: **3**
Number of Rows: **1**

Features

Product Type Features

Connector Shape	Rectangular
PCB Connector Type	PCB Mount Receptacle
Connector System	Board-to-Board
Header Type	Fully Shrouded
Sealable	No
Connector & Contact Terminates To	Printed Circuit Board
Connector Product Type	Connector Assembly

Configuration Features

Number of Columns	3
Number of Loaded Positions	3
Mating & Unmating Configuration	Sequencing
Number of Power Positions	3
PCB Mount Orientation	Right Angle
Number of Positions	3
Number of Rows	1

Electrical Characteristics

Operating Voltage	60 VDC, 300 VDC
-------------------	-----------------

Body Features

--	--



Primary Product Color	Black
-----------------------	-------

Contact Features

Contact Underplating Material	Nickel
Contact Underplating Material Thickness	1.27 – 2.54 µm[50 – 100 µin]
Contact Mating Area Plating Material Thickness	.076 µm[3 µin]
PCB Contact Termination Area Plating Material Thickness	2.54 – 5.08 µm[100 – 200 µin]
Contact Layout	Inline
Contact Base Material	Copper Alloy
PCB Contact Termination Area Plating Material	Tin
Contact Mating Area Plating Material	Gold (Au)
Contact Type	Receptacle
Contact Current Rating (Max)	42 A

Termination Features

Termination Post & Tail Length	3.43 mm[.135 in]
Termination Method to PCB	Through Hole - Solder

Mechanical Attachment

Mating Retention	Without
Mating Alignment Type	Guide Post
PCB Mount Retention Type	Hold-Down
PCB Mount Alignment Type	Hold-Down
PCB Mount Retention	With
PCB Mount Alignment	With
Connector Mounting Type	Board Mount
Mating Alignment	With

Housing Features

Housing Material	High Temperature Thermoplastic Glass-Filled
Centerline (Pitch)	2.54 mm, 7.62 mm[.1 in][.3 in]

Dimensions

Connector Width	20.83 mm[.82 in]
PCB Thickness (Recommended)	2.11 – 2.62 mm[.083 – .103 in]
Connector Height	11.94 mm[.47 in]
Connector Length	39.37 mm[1.55 in]



Usage Conditions

Operating Temperature (Max)	105 °C[221 °F]
Operating Temperature Range	-55 – 105 °C[-67 – 221 °F]

Operation/Application

Circuit Application	Power
---------------------	-------

Industry Standards

Glow Wire Rating	High Temperature Part - Not Glow Wire
UL Flammability Rating	UL 94V-0

Packaging Features

Packaging Quantity	330
Packaging Method	Box

Product Compliance

For compliance documentation, visit the product page on TE.com>

EU RoHS Directive 2011/65/EU	Compliant
EU ELV Directive 2000/53/EC	Compliant
China RoHS 2 Directive MIIT Order No 32, 2016	No Restricted Materials Above Threshold
EU REACH Regulation (EC) No. 1907/2006	Current ECHA Candidate List: JAN 2025 (247) Candidate List Declared Against: JAN 2025 (247) Does not contain REACH SVHC
Halogen Content	Not Low Halogen - contains Br or Cl > 900 ppm.
Solder Process Capability	Wave solder capable to 265°C

Product Compliance Disclaimer


This information is provided based on reasonable inquiry of our suppliers and represents our current actual knowledge based on the information they provided. This information is subject to change. The part numbers that TE has identified as EU RoHS compliant have a maximum concentration of 0.1% by weight in homogenous materials for lead, hexavalent chromium, mercury, PBB, PBDE, DBP, BBP, DEHP, DIBP, and 0.01% for cadmium, or qualify for an exemption to these limits as defined in the Annexes of Directive 2011/65/EU (RoHS2). Finished electrical and electronic equipment products will be CE marked as required by Directive 2011/65/EU. Components may not be CE marked. Additionally, the part numbers that TE has identified as EU ELV compliant have a maximum concentration of 0.1% by weight in homogenous materials for lead, hexavalent chromium, and mercury, and 0.01% for cadmium, or qualify for an exemption to these limits as defined in the Annexes of Directive 2000/53/EC (ELV). Regarding the REACH Regulation, the information TE provides on SVHC in articles for this part number is based on the latest European Chemicals Agency (ECHA) ‘Guidance on requirements for substances in articles’ posted at this URL: <https://echa.europa.eu/guidance-documents/guidance-on-reach>



Compatible Parts



TE Part # 6450503-3
MBXL VERT HDR 3ACP



TE Part # 6450523-1
MBXL R/A HDR 3P




TE Part # 6450323-1
MBXL R/A HDR 3ACP+0P




TE Part # 6450123-3
MBXL R/A HDR 3ACP+0P

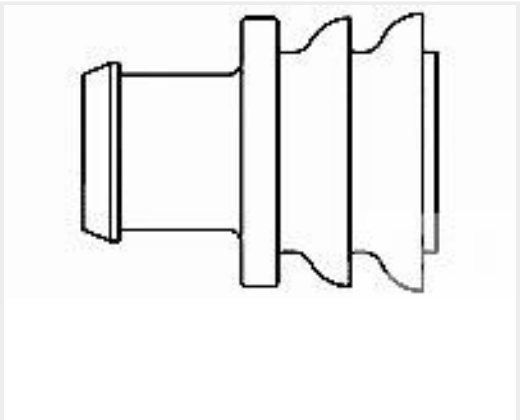
Customers Also Bought




TE Part #114017-ZZ
SEALING PLUG, SIZE 12/16, WHT




TE Part #CAT-AM71-CH8172
AMP SUPERSEAL 1.5MM,
CONNECTOR HOUSING




TE Part #281934-2
SINGLE WIRE SEAL




TE Part #CAT-D48-ST273
DEUTSCH Solid Contacts



TE Part #CAT-D487-W416
Wedgelocks: DEUTSCH DT



TE Part #DT06-2S
PLG, 2P, GRY, N



TE Part #DT04-2P
REC, 2P, GRY, N

Documents

Product Drawings
MBXL R/A RCPT 3ACP+0P
English

CAD Files
3D PDF
English
Customer View Model
ENG_CVM_6450173-1_A.2d_dxf.zip
English
Customer View Model
ENG_CVM_6450173-1_A.3d_igs.zip
English
Customer View Model
ENG_CVM_6450173-1_A.3d_stp.zip



English

By downloading the CAD file I accept and agree to the [Terms and Conditions](#) of use.

Datasheets & Catalog Pages
POWER_CONNECTORS_CATALOG_SEC01_BOARD_TO_BOARD

English

MULTI-BEAM XL Cable Plug Assemblies Datasheet 6-1773442-7

English

2_PIECE_POWER_CONNECTORS_qrg_4-1773458-1

English

Product Specifications
Application Specification

English