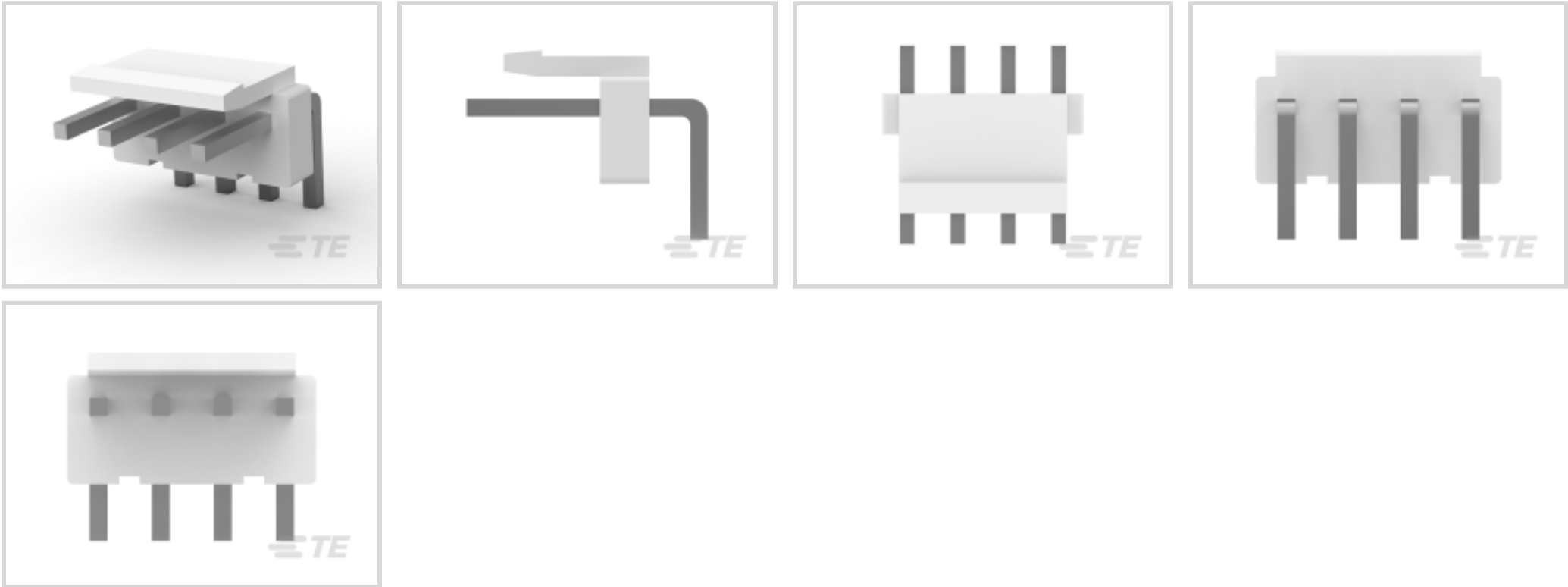




Connectors > PCB Connectors > PCB Headers & Receptacles



PCB Connector Type: **PCB Mount Header**

PCB Mount Orientation: **Right Angle**

Connector System: **Wire-to-Board**

Number of Positions: **4**

Number of Rows: **1**

Features

Product Type Features

Connector Shape	Rectangular
PCB Connector Type	PCB Mount Header
Connector System	Wire-to-Board
Header Type	Partially Shrouded
Sealable	No
Connector & Contact Terminates To	Printed Circuit Board
Connector Product Type	Connector Assembly

Configuration Features

Number of Loaded Positions	4
Number of Power Positions	4
PCB Mount Orientation	Right Angle
Number of Positions	4
Number of Rows	1

Electrical Characteristics



Operating Voltage	250 VDC
-------------------	---------

Body Features

Connector Profile	Low
Primary Product Color	White

Contact Features

Contact Size	1.14mm
Contact Mating Area Plating Material Thickness	2 µm[80 µin]
PCB Contact Termination Area Plating Material Thickness	2 µm[80 µin]
Contact Shape & Form	Square
Contact Layout	Inline
Contact Mating Area Length	8.6 mm[.339 in]
Contact Base Material	Brass
PCB Contact Termination Area Plating Material	Tin
Contact Mating Area Plating Material	Tin (Sn)
Contact Type	Tab
Contact Current Rating (Max)	8 A

Termination Features

Termination Post & Tail Length	3.6 mm[.141 in]
Square Termination Post & Tail Dimension	1.14 mm[.045 in]
Termination Method to PCB	Through Hole - Solder

Mechanical Attachment

Mating Retention Type	Locking Tab
Mating Retention	With
PCB Mount Retention	Without
PCB Mount Alignment	Without
Connector Mounting Type	Board Mount
Mating Alignment	Without

Housing Features

Housing Material	Nylon 66
Centerline (Pitch)	3.96 mm[.156 in]

Dimensions

Connector Width	9.4 mm[.37 in]
-----------------	----------------



PCB Thickness (Recommended)	1.6 mm[.063 in]
Connector Height	8.21 mm[.323 in]
Connector Length	15.84 mm[.624 in]

Usage Conditions

Operating Temperature (Max)	105 °C[221 °F]
Operating Temperature Range	-30 – 105 °C[-22 – 221 °F]

Operation/Application

Circuit Application	Power
---------------------	-------

Industry Standards

Glow Wire Rating	Standard Part - Not Glow Wire
UL Flammability Rating	UL 94V-0

Packaging Features

Packaging Quantity	1000
Packaging Method	Bag

Product Compliance

For compliance documentation, visit the product page on TE.com>

EU RoHS Directive 2011/65/EU	Compliant
EU ELV Directive 2000/53/EC	Compliant
China RoHS 2 Directive MIIT Order No 32, 2016	No Restricted Materials Above Threshold
EU REACH Regulation (EC) No. 1907/2006	Current ECHA Candidate List: JAN 2025 (247) Candidate List Declared Against: JAN 2025 (247) Does not contain REACH SVHC
Halogen Content	Low Halogen - Br, Cl, F, I < 900 ppm per homogenous material. Also BFR/CFR/PVC Free
Solder Process Capability	Not reviewed for solder process capability

Product Compliance Disclaimer

This information is provided based on reasonable inquiry of our suppliers and represents our current actual knowledge based on the information they provided. This information is subject to change. The part numbers that TE has identified as EU RoHS compliant have a maximum concentration of 0.1% by weight in homogenous materials for lead, hexavalent chromium, mercury, PBB, PBDE, DBP, BBP, DEHP, DIBP, and 0.01% for cadmium, or qualify for an exemption to these limits as defined in the Annexes of Directive 2011/65/EU (RoHS2). Finished electrical and electronic equipment products will be CE marked as required by Directive 2011/65/EU. Components may not be CE marked. Additionally, the part numbers that TE has identified as EU ELV compliant have a maximum concentration of 0.1% by weight in homogenous materials for lead, hexavalent chromium, and mercury, and 0.01% for cadmium, or qualify for an exemption to these limits



as defined in the Annexes of Directive 2000/53/EC (ELV). Regarding the REACH Regulation, the information TE provides on SVHC in articles for this part number is based on the latest European Chemicals Agency (ECHA) 'Guidance on requirements for substances in articles' posted at this URL: <https://echa.europa.eu/guidance-documents/guidance-on-reach>

Compatible Parts



TE Part # 1-1123722-4
3.96 EP PLUG HSG 4P(NATURAL)



TE Part # 1744494-4
04P EP-II HOUSING, YELLOW




TE Part # 1744544-4
EP II TPA 04P, BLACK




TE Part # 1744416-4
4 POS EP II HSG, GLOW WIRE


Also in the Series | Economy Power




Connector Contacts(15)




Connector Hardware(2)




Insertion & Extraction Tools(1)




PCB Headers & Receptacles(402)



Power Contacts(9)



Rectangular Power Connectors(460)



Wire-to-Board Headers & Receptacles (402)

Customers Also Bought



TE Part #1-1676914-1
YR1 0.1% 392K




TE Part #647676-5
3.96 EP HDR ASSY 5P R/A




TE Part #1-1318300-2
3.96 EP HDR ASSY 2P NAT/TUBE



TE Part #1-1123723-6
3.96 EP HDR ASSY 6P(NATURAL)



TE Part #292253-6
CT CONN MT HDR ASSY H 6P NAT



TE Part #1-1123723-4
3.96 EP HDR ASSY 4P(NATURAL)




TE Part #2390868-4
4P, RAST 5 HEADER, PL, SHROUDED



TE Part #5-104074-5
25 SYSTEM 50 HDR SRRA SHRD SN



TE Part #1827341-4
DDR SODIMM SOCKET 200P 8H STD TYPE



TE Part #647676-7
3.96 EP HDR ASSY 7P R/A

Documents

Product Drawings

3.96 EP HDR ASSY 4P R/A

English

CAD Files

Customer View Model

ENG_CVM_CVM_647676-4_B.2d_dxf.zip

English

3D PDF

3D

Customer View Model

ENG_CVM_CVM_647676-4_B.3d_igs.zip

English

Customer View Model

ENG_CVM_CVM_647676-4_B.3d_stp.zip

English

By downloading the CAD file I accept and agree to the [Terms and Conditions](#) of use.

Datasheets & Catalog Pages

1-1773885-9 Economy Power Connectors

English

Product Specifications

Application Specification

Japanese

Application Specification

English

647676-4

PCB Mount Header, Right Angle, Wire-to-Board, 4 Position, 3.96 mm [.156 in]
Centerline, Partially Shrouded, Tin (Sn), Economy Power



[Agency Approvals](#)

[VDE Certificate](#)

English