




Connectors > PCB Connectors > Backplane Connectors > Eurocard Connectors



Connector & Housing Type: **Plug**  
Connector System: **Board-to-Board**  
Termination Post & Tail Length: **3.3 mm [.13 in]**  
Number of Positions: **120**  
Centerline (Pitch): **2.54 mm [.1 in]**

Features

Product Type Features

Connector & Housing Type	Plug
Connector System	Board-to-Board
Connector & Contact Terminates To	Printed Circuit Board
DIN Size	Expanded
DIN Level	II

Configuration Features

Number of Power or Coaxial Positions	120
Number of Positions	120
Number of Rows	3
PCB Mount Orientation	Vertical
Number of Columns	40
Rows Loaded	A, B, C
Number of Signal Positions	120

Electrical Characteristics



Operating Voltage	250 VAC
-------------------	---------

Body Features

Primary Product Color	Gray
-----------------------	------

Contact Features

PCB Contact Termination Area Plating Material Thickness	2.54 – 5.08 µm[100 – 200 µin]
Contact Mating Area Plating Material	Gold (Au)
Contact Base Material	Brass
PCB Contact Termination Area Plating Material	Tin-Lead
Contact Type	Pin
Contact Mating Area Plating Material Thickness	.76 µm[30 µin]
Contact Current Rating (Max)	1.5 A

Termination Features

Termination Method to PCB	Through Hole - Solder
Termination Post & Tail Length	3.3 mm[.13 in]

Mechanical Attachment

Connector Mounting Type	Board Mount
Mating Alignment Type	Polarization
Mating Alignment	With
PCB Mount Alignment	Without
PCB Mount Retention	Without

Housing Features

Housing Material	Polyester GF
Centerline (Pitch)	2.54 mm[.1 in]

Dimensions

PCB Thickness (Recommended)	1.57 mm
Connector Height	11.51 mm[.453 in]
Row-to-Row Spacing	2.54 mm[.1 in]

Usage Conditions

Operating Temperature Range	-55 – 105 °C[-67 – 221 °F]
-----------------------------	----------------------------

Operation/Application

Shielded	No
Circuit Application	Power & Signal



Industry Standards

UL Flammability Rating	UL 94V-0
------------------------	----------

Packaging Features

Packaging Method	Box
------------------	-----

Product Compliance

For compliance documentation, visit the product page on TE.com>

EU RoHS Directive 2011/65/EU	Not Compliant
EU ELV Directive 2000/53/EC	Compliant with Exemptions
China RoHS 2 Directive MIIT Order No 32, 2016	Restricted Materials Above Threshold
EU REACH Regulation (EC) No. 1907/2006	Current ECHA Candidate List: JAN 2025 (247) Candidate List Declared Against: JAN 2025 (247) SVHC > Threshold: Pb (13% in 4690948374) <b>Article Safe Usage Statements:</b> Do not eat, drink or smoke when using this product. Wash thoroughly after handling. Recycle if possible and dispose of the article by following all applicable governmental regulations relevant to your geographic location.
Halogen Content	Not Low Halogen - contains Br or Cl > 900 ppm.
Solder Process Capability	Wave solder capable to 240°C

Product Compliance Disclaimer

This information is provided based on reasonable inquiry of our suppliers and represents our current actual knowledge based on the information they provided. This information is subject to change. The part numbers that TE has identified as EU RoHS compliant have a maximum concentration of 0.1% by weight in homogenous materials for lead, hexavalent chromium, mercury, PBB, PBDE, DBP, BBP, DEHP, DIBP, and 0.01% for cadmium, or qualify for an exemption to these limits as defined in the Annexes of Directive 2011/65/EU (RoHS2). Finished electrical and electronic equipment products will be CE marked as required by Directive 2011/65/EU. Components may not be CE marked. Additionally, the part numbers that TE has identified as EU ELV compliant have a maximum concentration of 0.1% by weight in homogenous materials for lead, hexavalent chromium, and mercury, and 0.01% for cadmium, or qualify for an exemption to these limits as defined in the Annexes of Directive 2000/53/EC (ELV). Regarding the REACH Regulation, the information TE provides on SVHC in articles for this part number is based on the latest European Chemicals Agency (ECHA) ‘Guidance on requirements for substances in articles’ posted at this URL: <https://echa.europa.eu/guidance-documents/guidance-on-reach>

Compatible Parts







TE Part # 5650874-5

ASSY,RECEPTACLE,EUROCARD,TYPE





TE Part # 650874-5

120 EURO TYPE R RECEPT ASSY





TE Part # 5650874-4

ASSY,RECEPTACLE,EUROCARD,TYPE





TE Part # 650874-4

120 EURO TYPE R RECEPT ASSY






TE Part # 5148360-5

ASSY,RECEPTACLE,EUROCARD,TYPE

Also in the Series | Eurocard Type R



Eurocard Connectors(79)



Standard Edge Connectors(1)

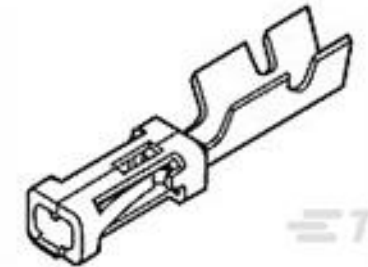
Customers Also Bought






TE Part #7-1393254-0

W92-X112-15=M6/M7/M9/W6/W7





TE Part #1-87523-9

MOD IV RECP LP





TE Part #2-2176090-1

RP 1J 0.166W 210K 0.1% 25PPM 1K RL





TE Part #1879352-8

RR02 5% R62 AMMO





TE Part #34107

SOLIS R 22-16 COMM 22-18 MIL 6





TE Part #4-1879207-0


RN 0603 392K 0.1% 10PPM 1K RL






TE Part #5-146285-3

03 MODII HDR SRST B/A .100CL





TE Part #34318

SPLICE, SOLIS, PARA, 8



Documents

Product Drawings

120 EURO TYPE R PIN ST ASSY

English

CAD Files

3D PDF

3D

Customer View Model

ENG\_CVM\_CVM\_650919-5\_J.2d\_dxf.zip

English

Customer View Model

ENG\_CVM\_CVM\_650919-5\_J.3d\_igs.zip

English

Customer View Model

ENG\_CVM\_CVM\_650919-5\_J.3d\_stp.zip

English

By downloading the CAD file I accept and agree to the [Terms and Conditions](#) of use.

Product Specifications

Application Specification

English