



Connectors > Contacts > Connector Contacts



Contact Type: **Pin**
Contact Mating Area Plating Material: **Precious Metal**
Wire Contact Termination Area Plating Material: **Gold**
Contact Retention Within Housing: **With**
Contact Size: **Size 16**

Features

Contact Features

Contact Underplating Material	Nickel
Contact Orientation	Straight
Mating Pin Diameter	1.57 mm[.062 in]
Contact Underplating Material Thickness	1.27 µm[50 µin]
Contact Mating Area Plating Material Thickness	.76 µm[30 µin]
Wire Contact Termination Area Plating Material Finish	Bright
Wire Contact Termination Area Plating Thickness	.25 µm[10 µin]
Contact Type	Pin
Contact Mating Area Plating Material	Precious Metal
Wire Contact Termination Area Plating Material	Gold
Contact Retention Within Housing	With
Contact Size	Size 16
Contact Base Material	Brass
Contact Current Rating (Max)	13 A

Termination Features



Termination Method to Wire & Cable	Crimp
Product Terminates To	Wire & Cable

Mechanical Attachment

Wire Insulation Support	With
-------------------------	------

Dimensions

Compatible Insulation Diameter Range	.89 – 1.4 mm [.035 – .055 in]
Wire Size	.12 – .2 mm²

Usage Conditions

Operating Temperature Range	-55 – 150 °C [-67 – 302 °F]
-----------------------------	-----------------------------

Operation/Application

Circuit Application	Power & Signal
---------------------	----------------

Packaging Features

Packaging Quantity	4000
Packaging Method	Reel

Product Compliance

For compliance documentation, visit the product page on TE.com>

EU RoHS Directive 2011/65/EU	Compliant
EU ELV Directive 2000/53/EC	Compliant
China RoHS 2 Directive MIIT Order No 32, 2016	No Restricted Materials Above Threshold
EU REACH Regulation (EC) No. 1907/2006	Current ECHA Candidate List: JAN 2025 (247) Candidate List Declared Against: JAN 2025 (247) Does not contain REACH SVHC
Halogen Content	Low Halogen - Br, Cl, F, I < 900 ppm per homogenous material. Also BFR/CFR/PVC Free
Solder Process Capability	Not applicable for solder process capability


Product Compliance Disclaimer

This information is provided based on reasonable inquiry of our suppliers and represents our current actual knowledge based on the information they provided. This information is subject to change. The part numbers that TE has identified as EU RoHS compliant have a maximum concentration of 0.1% by weight in homogenous materials for lead, hexavalent chromium, mercury, PBB, PBDE, DBP, BBP, DEHP, DIBP, and 0.01% for cadmium, or qualify for an exemption to these limits as defined in the Annexes of Directive 2011/65/EU (RoHS2). Finished electrical and electronic equipment products will be CE marked as required by Directive 2011/65/EU. Components may not be CE marked. Additionally, the part numbers that TE has identified as EU ELV compliant have a maximum concentration of 0.1% by weight in homogenous




materials for lead, hexavalent chromium, and mercury, and 0.01% for cadmium, or qualify for an exemption to these limits as defined in the Annexes of Directive 2000/53/EC (ELV). Regarding the REACH Regulation, the information TE provides on SVHC in articles for this part number is based on the latest European Chemicals Agency (ECHA) 'Guidance on requirements for substances in articles' posted at this URL: <https://echa.europa.eu/guidance-documents/guidance-on-reach>


Compatible Parts




TE Part # 200893-2
INSERTION TOOL CONT




TE Part # 2266335-1
OCEAN_2.0_APPLICATOR-S-055F070O-RSM




TE Part # 2305570-1
Strip Terminal Cutter-Side Feed-No Crimp




TE Part # 58495-2
PROCrimper DIE ASSY MULTIMATE




TE Part # 539972-1
EXTRACTION TOOL




TE Part # 58495-1
PRO CRIMPER ASSY MULTIMATE



TE Part # 2266335-2
OCEAN_2.0_APPLICATOR-S-055F070O-RSA




TE Part # 7-2266335-7
OCEAN_2.0_SPARE_PART_KIT-055F070O




TE Part # 305183
EXTRACT TOOL TYPE 2 20-16


Also in the Series | AMP Type III+



Connector Contacts(365)



Insertion & Extraction Tools(4)



Power Contacts(365)

Customers Also Bought



Documents

Product Drawings

III+ PIN,26-24,30AU>10,STRIP

English

CAD Files

Customer View Model

ENG_CVM_CVM_66106-5_AS.2d_dxf.zip

English

3D PDF

3D

Customer View Model

ENG_CVM_CVM_66106-5_AS.3d_igs.zip

English

Customer View Model

ENG_CVM_CVM_66106-5_AS.3d_stp.zip

English

By downloading the CAD file I accept and agree to the [Terms and Conditions](#) of use.

Product Specifications

Application Specification

English

Instruction Sheets

Instruction Sheet (U.S.)

Japanese

Instruction Sheet (U.S.)

English