

66180-1 ✓ ACTIVE

AMP | Circular Plastic Connectors Series 1, AMP Type III+

TE Internal #: 66180-1

Pin Contact, Precious Metal, Locking Spring Contact Retention,  
Size 16 Contact Size, Discrete Wire, 18 – 16 AWG, .8 – 1.4 mm<sup>2</sup>  
Wire, AMP Type III+

[View on TE.com >](#)



Connectors > Contacts > Connector Contacts



Contact Type: **Pin**

Contact Mating Area Plating Material: **Precious Metal**

Wire Contact Termination Area Plating Material: **Gold**

Contact Retention Within Housing: **With**

Contact Retention Type Within Housing: **Locking Spring**

## Features

### Product Type Features

Discrete Wire Type	Solid or Stranded
Sealable	No

### Configuration Features

Compatible With Wire & Cable Type	Discrete Wire
-----------------------------------	---------------

### Contact Features

Contact Underplating Material	Nickel
Contact Orientation	Straight
Mating Pin Diameter	1.57 mm[.062 in]
Contact Underplating Material Thickness	1.27 µm[50 µin]
Contact Mating Area Plating Material Thickness	.8 – 1.4 µm[30 µin]
Wire Contact Termination Area Plating Material Finish	Bright
Contact Shape & Form	Round
Contact Length	27.56 mm[1.085 in]
Contact Mating Area Length	9.91 mm[.39 in]



Wire Contact Termination Area Plating Thickness	.8 – 1.4 μm[10 μin]
Barrel Type	Open
Contact Mating Area Plating Material Finish	Bright
Contact Type	Pin
Contact Mating Area Plating Material	Precious Metal
Wire Contact Termination Area Plating Material	Gold
Contact Retention Within Housing	With
Contact Size	Size 16
Contact Base Material	Brass
Contact Current Rating (Max)	13 A

#### Termination Features

Termination Method to Wire & Cable	Crimp
Product Terminates To	Wire & Cable

#### Mechanical Attachment

Wire Insulation Support	With
Contact Retention Type Within Housing	Locking Spring

#### Dimensions

Wire Size	.8 – 1.4 mm <sup>2</sup>
-----------	--------------------------

#### Usage Conditions

Operating Temperature Range	-55 – 150 °C[-67 – 302 °F]
-----------------------------	----------------------------

#### Operation/Application

Circuit Application	Power & Signal
---------------------	----------------

#### Packaging Features

Packaging Quantity	1000
Packaging Method	Carton

#### Product Compliance

[For compliance documentation, visit the product page on TE.com>](#)

EU RoHS Directive 2011/65/EU	Compliant
EU ELV Directive 2000/53/EC	Compliant
China RoHS 2 Directive MIIT Order No 32, 2016	No Restricted Materials Above Threshold
EU REACH Regulation (EC) No. 1907/2006	



Current ECHA Candidate List: JAN 2025  
(247)

Candidate List Declared Against: JAN 2025  
(247)

Does not contain REACH SVHC

Halogen Content

Low Halogen - Br, Cl, F, I < 900 ppm per homogenous material. Also BFR/CFR/PVC Free

Solder Process Capability

Not applicable for solder process capability

Product Compliance Disclaimer

This information is provided based on reasonable inquiry of our suppliers and represents our current actual knowledge based on the information they provided. This information is subject to change. The part numbers that TE has identified as EU RoHS compliant have a maximum concentration of 0.1% by weight in homogenous materials for lead, hexavalent chromium, mercury, PBB, PBDE, DBP, BBP, DEHP, DIBP, and 0.01% for cadmium, or qualify for an exemption to these limits as defined in the Annexes of Directive 2011/65/EU (RoHS2). Finished electrical and electronic equipment products will be CE marked as required by Directive 2011/65/EU. Components may not be CE marked. Additionally, the part numbers that TE has identified as EU ELV compliant have a maximum concentration of 0.1% by weight in homogenous materials for lead, hexavalent chromium, and mercury, and 0.01% for cadmium, or qualify for an exemption to these limits as defined in the Annexes of Directive 2000/53/EC (ELV). Regarding the REACH Regulation, the information TE provides on SVHC in articles for this part number is based on the latest European Chemicals Agency (ECHA) 'Guidance on requirements for substances in articles' posted at this URL: <https://echa.europa.eu/guidance-documents/guidance-on-reach>

## Compatible Parts



TE Part # 1977884-1  
SLD CPC PLUG ASSY,13-9,STD SEX, UV RESIS



TE Part # 213851-1  
CPC PLUG ASSEMBLY SIZE 23-24



TE Part # 208714-1  
CMC PLUG ASSEMBLY,SZ 14-7



TE Part # 208457-3  
CMC PLUG ASSEMBLY,SZ 28-24



TE Part # 208488-1  
CMC PLUG ASSEMBLY,SZ 22



TE Part # 58495-2  
PROCRIMPER DIE ASSY MULTIMATE



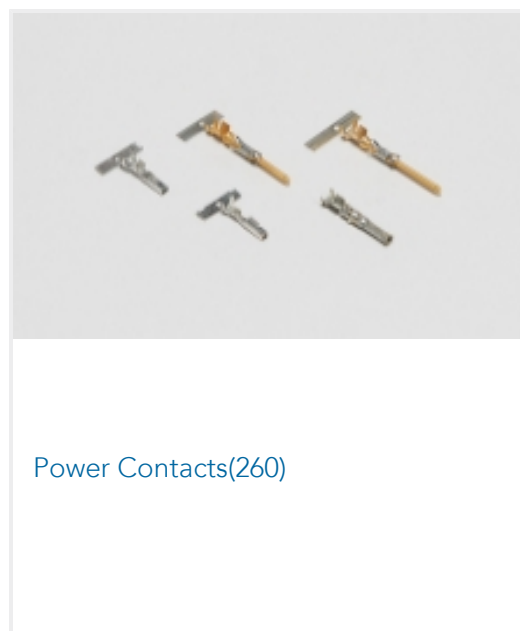
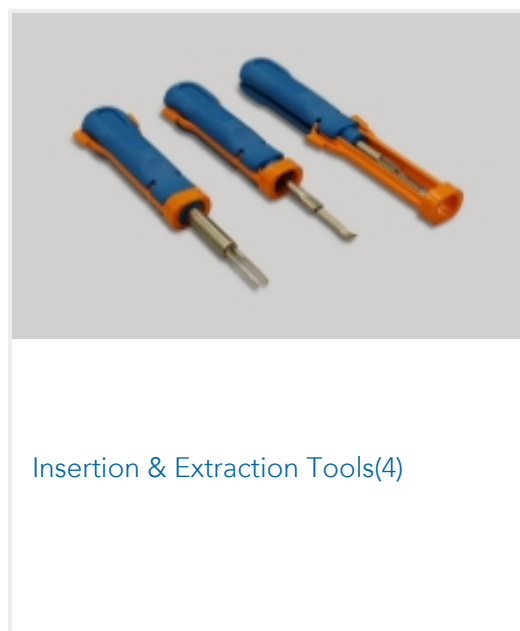
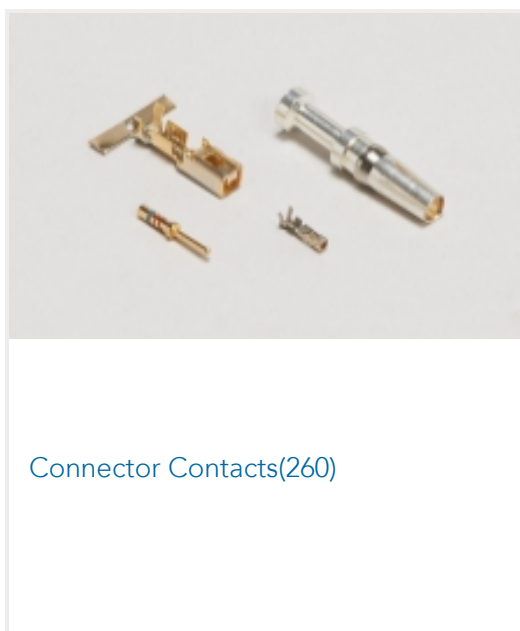
TE Part # 539972-1  
EXTRACTION TOOL



TE Part # 796288-1  
PLUG.ASSY,23-37STD SEX THRD AD



Also in the Series | **AMP Type III+**



Also in the Series | **Circular Plastic Connectors Series 1**



Circular Power Connectors(211)

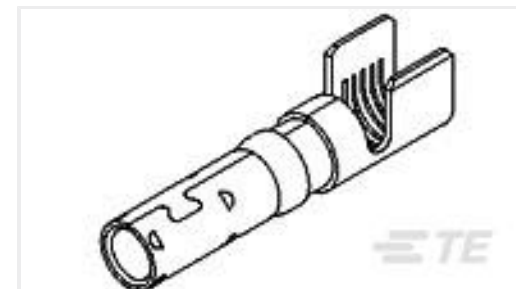

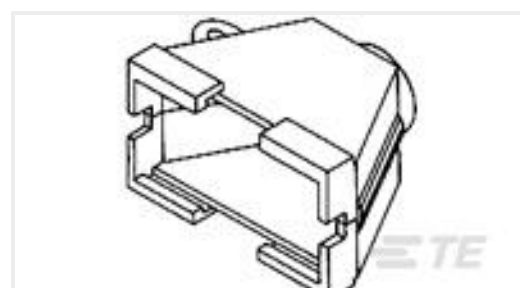


Connector Contacts(260)



Power Contacts(260)

## Customers Also Bought

TE Part #201358-1  
MALE BLOCK 50 PL. SER. "M"TE Part #66181-1  
III+ SKT,SOLDER,30AU,10AU FLASH,LPTE Part #201378-2  
14 PL. 180 SHIELD-LONGTE Part #213847-3  
POWERBAND CONT ASSY,SILVER PLTTE Part #206425-2  
RECEPT ASSY,SZ 17-3,CPCTE Part #66183-1  
III+ SKT,SOLDER,30AU,10AU FLASTE Part #6862-201-16278  
CONT SOCTE Part #205840-4  
CPC RCPT ASSY 17-28 W/INSERTSTE Part #213893-2  
CPC RCPT SEALED SIZE 17-10TE Part #350523-1  
15P STR/REL HSG HNGD V0

## Documents

### CAD Files

3D PDF

3D

### Customer View Model

[ENG\\_CVM\\_CVM\\_66180-1\\_M.2d\\_dxf.zip](#)

English

### Customer View Model

[ENG\\_CVM\\_CVM\\_66180-1\\_M.3d\\_igs.zip](#)



English

**Customer View Model**

[ENG\\_CVM\\_CVM\\_66180-1\\_M.3d\\_stp.zip](#)

English

**3D PDF**

English

**Customer View Model**

[ENG\\_CVM\\_66180-1\\_L.2d\\_dxf.zip](#)

English

**Customer View Model**

[ENG\\_CVM\\_66180-1\\_L.3d\\_igs.zip](#)

English

**Customer View Model**

[ENG\\_CVM\\_66180-1\\_L.3d\\_stp.zip](#)

English

By downloading the CAD file I accept and agree to the [Terms and Conditions](#) of use.

---

## Datasheets & Catalog Pages

[AMP Circular Connectors for Commercial Signal & Power Applications](#)

English

**Signal Contacts**

English

[M\\_SERIES\\_PIN\\_AND\\_SOCKET\\_CONNECTORS](#)

English

---

## Product Specifications

[Application Specification](#)

English