

CROWN EDGE


TE Internal #: 6651170-3

Board-to-Board Card Edge Power Connector, 4 Position, 2.5 mm [.098 in] Centerline, Power, 4 Power Positions, 0 Signal Positions, CROWN EDGE

[View on TE.com >](#)



Connectors > PCB Connectors > Card Edge Connectors > Card Edge Power Connectors



Connector System: **Board-to-Board**  
Number of Positions: **4**  
Centerline (Pitch): **2.5 mm [ .098 in ]**  
Contact Current Rating (Max): **3 A, 35 A**  
Circuit Application: **Power**

Features

Product Type Features

Connector & Contact Terminates To	Printed Circuit Board
Connector & Housing Type	Receptacle
Connector System	Board-to-Board

Configuration Features

PCB Mount Orientation	Vertical
Number of Positions	4
Number of Power Positions	4
Number of Signal Positions	0
Number of Dual Positions	2

Electrical Characteristics

Operating Voltage	250 V
-------------------	-------

Body Features

Primary Product Color	Black
-----------------------	-------



Contact Features

	100 µin
Contact Base Material	Phosphor Bronze
Power Contact Base Material	Phosphor Bronze Alloy
Power Contact Plating Material	Select Gold
PCB Contact Termination Area Plating Material	Tin
PCB Contact Termination Area Plating Material Finish	Matte
Contact Mating Area Plating Material Thickness	.76 µm[30 µin]
Contact Current Rating (Max)	3 A, 35 A
Contact Mating Area Plating Material	Gold (Au)

Termination Features

Termination Post & Tail Length	3.56 mm, 5.08 mm[.14 in]
Termination Method to PCB	Through Hole - Solder

Mechanical Attachment

Connector Mounting Type	Board Mount
-------------------------	-------------

Housing Features

Housing Material	Thermoplastic
Centerline (Pitch)	2.5 mm[.098 in]

Dimensions

PCB Thickness (Recommended)	1.6 mm[.063 in]
Connector Height	15 mm

Usage Conditions

Operating Temperature Range	-55 – 105 °C[-67 – 221 °F]
-----------------------------	----------------------------

Operation/Application

Circuit Application	Power
---------------------	-------

Industry Standards

UL Flammability Rating	UL 94V-0
------------------------	----------

Packaging Features

Packaging Quantity	192
--------------------	-----

Product Compliance

For compliance documentation, visit the product page on TE.com>



EU RoHS Directive 2011/65/EU	Compliant
EU ELV Directive 2000/53/EC	Compliant
China RoHS 2 Directive MIIT Order No 32, 2016	No Restricted Materials Above Threshold
EU REACH Regulation (EC) No. 1907/2006	Current ECHA Candidate List: JAN 2025 (247) Candidate List Declared Against: JAN 2025 (247) Does not contain REACH SVHC
Halogen Content	Not Low Halogen - contains Br or Cl > 900 ppm.
Solder Process Capability	Wave solder capable to 265°C

Product Compliance Disclaimer





This information is provided based on reasonable inquiry of our suppliers and represents our current actual knowledge based on the information they provided. This information is subject to change. The part numbers that TE has identified as EU RoHS compliant have a maximum concentration of 0.1% by weight in homogenous materials for lead, hexavalent chromium, mercury, PBB, PBDE, DBP, BBP, DEHP, DIBP, and 0.01% for cadmium, or qualify for an exemption to these limits as defined in the Annexes of Directive 2011/65/EU (RoHS2). Finished electrical and electronic equipment products will be CE marked as required by Directive 2011/65/EU. Components may not be CE marked. Additionally, the part numbers that TE has identified as EU ELV compliant have a maximum concentration of 0.1% by weight in homogenous materials for lead, hexavalent chromium, and mercury, and 0.01% for cadmium, or qualify for an exemption to these limits as defined in the Annexes of Directive 2000/53/EC (ELV). Regarding the REACH Regulation, the information TE provides on SVHC in articles for this part number is based on the latest European Chemicals Agency (ECHA) 'Guidance on requirements for substances in articles' posted at this URL: <https://echa.europa.eu/guidance-documents/guidance-on-reach>

Compatible Parts




TE Part # 2343428-1  
HD+ CE, RA, CRPS

Also in the Series | CROWN EDGE


			
Card Edge Power Connectors(30)	Connector Contacts(1)	Power Contacts(1)	Standard Edge Connectors(2)




Customers Also Bought




TE Part #6651214-1  
286-0022-12100=CONN,SKT,CRNEDGE




TE Part #52197  
TERMINAL,SOLIS R 6 10




TE Part #6643460-2  
285-0112-12300=CONN,SKT,SLDR




TE Part #1-2106751-2  
Connector, Thru Hole-IDC, 2 pos, 20AWG




TE Part #2318579-1  
RCPT CONN R/A SMT 76 POSN QSFP-DD




TE Part #205869-2  
50 PLUG RA/MS STD




TE Part #2-2106751-2  
Connector, Thru Hole-IDC, 2 pos, 22AWG



TE Part #5747845-3  
15 MSFL RCPT RA 318 (IN,FM,BL)



TE Part #41450  
250 FASTON REC 14-10 AWG TPBR



TE Part #292303-1  
Std USB Type A, R/A, T/H

Documents

Product Drawings

285-0102-12100=CONN,SKT,SLDR

English

CAD Files

3D PDF

3D

Customer View Model

ENG\_CVM\_CVM\_6651170-3\_B.2d\_dxf.zip

English

Customer View Model

ENG\_CVM\_CVM\_6651170-3\_B.3d\_igs.zip

English

Customer View Model

ENG\_CVM\_CVM\_6651170-3\_B.3d\_stp.zip

English

By downloading the CAD file I accept and agree to the [Terms and Conditions](#) of use.



Datasheets & Catalog Pages

POWER\_CONNECTORS\_CATALOG\_SEC03\_CARD\_EDGE

English

Product Specifications

Application Specification

English