



Relays & Contactors > Electromechanical Relays



Relay & Contactor Type: **General Purpose Power Relay**

Current Type: **DC**

Coil Magnetic System: **Monostable**

Contact Arrangement: **1 Form C SPDT-CO**

Contact Current Rating: **8 A**

Features

Product Type Features

Relay & Contactor Type	General Purpose Power Relay
------------------------	-----------------------------

Configuration Features

Contact Number of Poles	1
Coil Special Features	UL Coil Insulation Class A
Contact Arrangement	1 Form C SPDT-CO

Electrical Characteristics

Contact Limiting Short-Time Current	8 A
Contact Limiting Making Current	10 A
Contact Limiting Continuous Current	8 A
Contact Limiting Breaking Current	8 A
Contact Switching Voltage (Max)	400 VAC
Contact Switching Load (Min)	100mA @ 12V
Coil Resistance	118 Ω
Contact Current Rating	8 A



Coil Voltage Rating	5 VDC
Contact Voltage Rating	250 VAC
Coil Power Rating DC	.212 W
Insulation Initial Dielectric Between Contacts & Coil	4000 Vrms

Body Features

Product Weight	9.4 g[.388 oz]
Enclosure Type	Flux Resistant Automatic Solder Capable & Washable

Contact Features

Contact Material	AgSnO2
------------------	--------

Termination Features

Main Termination & Connection Type	Solder Pins
Coil Termination & Connection Type	Solder Pins

Mechanical Attachment

Product Mount Type	Board Mount
--------------------	-------------

Dimensions

Insulation Creepage Between Contact & Coil	8 mm[.315 in]
Product Width	10 mm[.393 in]
Product Length	30 mm[1.18 in]
Product Height	15 mm[.59 in]

Usage Conditions

Operating Temperature Range	-40 – 85 °C[-40 – 185 °F]
Environmental Category of Protection	RTIII
Environmental Ambient Temperature (Max)	85 °C[185 °F]

Operation/Application

Solder Process	Wave Solder Capable
Current Type	DC
Coil Magnetic System	Monostable

Packaging Features

Packaging Method	Tube
------------------	------

Other

Coil Power Rating Class	.2 – .3 W
-------------------------	-----------



Contact Current Class	16 A
Environmental Ambient Temperature Class	70 – 85 °C
Length Class (Mechanical)	25 – 30 mm
Width Class (Mechanical)	8 – 10 mm

Product Compliance

For compliance documentation, visit the product page on TE.com>

EU RoHS Directive 2011/65/EU	Compliant
EU ELV Directive 2000/53/EC	Compliant
China RoHS 2 Directive MIIT Order No 32, 2016	No Restricted Materials Above Threshold
EU REACH Regulation (EC) No. 1907/2006	Current ECHA Candidate List: JAN 2025 (247) Candidate List Declared Against: JUNE 2024 (241) Does not contain REACH SVHC
Halogen Content	Not Low Halogen - contains Br or Cl > 900 ppm.
Solder Process Capability	Wave solder capable to 260°C

Product Compliance Disclaimer


This information is provided based on reasonable inquiry of our suppliers and represents our current actual knowledge based on the information they provided. This information is subject to change. The part numbers that TE has identified as EU RoHS compliant have a maximum concentration of 0.1% by weight in homogenous materials for lead, hexavalent chromium, mercury, PBB, PBDE, DBP, BBP, DEHP, DIBP, and 0.01% for cadmium, or qualify for an exemption to these limits as defined in the Annexes of Directive 2011/65/EU (RoHS2). Finished electrical and electronic equipment products will be CE marked as required by Directive 2011/65/EU. Components may not be CE marked. Additionally, the part numbers that TE has identified as EU ELV compliant have a maximum concentration of 0.1% by weight in homogenous materials for lead, hexavalent chromium, and mercury, and 0.01% for cadmium, or qualify for an exemption to these limits as defined in the Annexes of Directive 2000/53/EC (ELV). Regarding the REACH Regulation, the information TE provides on SVHC in articles for this part number is based on the latest European Chemicals Agency (ECHA) ‘Guidance on requirements for substances in articles’ posted at this URL: <https://echa.europa.eu/guidance-documents/guidance-on-reach>

Compatible Parts




Customers Also Bought







TE Part #1-1393239-3
RT114024




TE Part #6-1879259-5
RP 2B 2K0 0.1% 15PPM 1K RL




TE Part #5-103166-3
10 MODII HDR DRRA SHRD LF




TE Part #201532-4
RECEPT BLOCK,104 POSN,M SERIES




TE Part #640467-1
05P UMNHL HDR ASSY




TE Part #1-5747872-6
15 PLUG SP/FMS INSRT




TE Part #5788796-1
09 HTMSFL ASSY RA 318 (IN,BL)



TE Part #1-1393243-4
RTE24110



TE Part #1-1825006-5
GDS08S04=DIP SW,SLIDE,SMT



TE Part #2-2176049-6
RLP73K 1E R56 1% 1K RL

Documents

- CAD Files

3D PDF

3D

Customer View Model

ENG_CVM_CVM_7-1393222-4_A.2d_dxf.zip

English

Customer View Model

ENG_CVM_CVM_7-1393222-4_A.3d_igs.zip

English

Customer View Model

ENG_CVM_CVM_7-1393222-4_A.3d_stp.zip

English

By downloading the CAD file I accept and agree to the [Terms and Conditions](#) of use.

- Datasheets & Catalog Pages

Miniature Power PCB Relay MSR

English

Product Specifications



Definitions General Purpose Relays

English

Agency Approvals

VDE Certificate

English