



Relays & Contactors > Electromechanical Relays > Force Guided Relay, DIN-rail



Relay & Contactor Type: **Force-Guided Relay**

Current Type: **DC**

Coil Magnetic System: **Monostable**

Contact Arrangement: **3A (NO) + 3B (NC)**

Contact Current Rating: **8 A**

[All Force Guided Relay, DIN-rail \(12\)](#)

Features

Product Type Features

Relay & Contactor Type	Force-Guided Relay
------------------------	--------------------

Configuration Features

Contact Number of Poles	6
Coil Special Features	Coil Suppression Diode
Contact Arrangement	3A (NO) + 3B (NC)

Electrical Characteristics

Contact Limiting Short-Time Current	8 A
Contact Limiting Making Current	8 A
Contact Limiting Continuous Current	8 A
Contact Limiting Breaking Current	8 A
Insulation Initial Dielectric Between Open Contacts	1000 Vrms
Insulation Initial Dielectric Between Adjacent Contacts	2000 Vrms
Contact Switching Voltage (Max)	250 VAC
Contact Switching Load (Min)	10mA @ 5V
Coil Resistance	480 Ω
Contact Current Rating	8 A
Coil Voltage Rating	24 VDC



Contact Voltage Rating	250 VAC
Coil Power Rating DC	1.2 W
Insulation Initial Dielectric Between Contacts & Coil	3000 Vrms

Body Features

Product Weight	90 g[3.175 oz]
Enclosure Type	Dust Protected

Contact Features

Contact Material	AgSnO2
------------------	--------

Termination Features

Main Termination & Connection Type	Connector
Coil Termination & Connection Type	Connector

Mechanical Attachment

Product Mount Type	DIN Rail
--------------------	----------

Dimensions

Insulation Clearance Between Contact & Coil	5.5 mm[.217 in]
Insulation Creepage Between Contact & Coil	5.5 mm[.217 in]
Product Width	46 mm[1.81 in]
Product Length	87 mm[2.28 in]
Product Height	66.5 mm[2.61 in]

Usage Conditions

Operating Temperature Range	-25 – 50 °C[-13 – 122 °F]
Environmental Category of Protection	RTI
Environmental Ambient Temperature (Max)	50 °C[122 °F]

Operation/Application

Current Type	DC
Coil Magnetic System	Monostable

Product Availability

Product Availability	Worldwide
----------------------	-----------

Packaging Features

Packaging Method	Box & Carton
------------------	--------------

Other

--	--



Coil Power Rating Class	1 – 1.5 W
Contact Current Class	5 – 10 A
Environmental Ambient Temperature Class	0 – 50 °C
Height Class (Mechanical)	60 – 70 mm
Length Class (Mechanical)	>60 mm
Width Class (Mechanical)	40 – 50 mm

Product Compliance

For compliance documentation, visit the product page on [TE.com](#)>

EU RoHS Directive 2011/65/EU	Compliant
EU ELV Directive 2000/53/EC	Compliant
China RoHS 2 Directive MIIT Order No 32, 2016	No Restricted Materials Above Threshold
EU REACH Regulation (EC) No. 1907/2006	Current ECHA Candidate List: JAN 2025 (247) Candidate List Declared Against: JUL 2021 (219) Does not contain REACH SVHC
Halogen Content	Not Low Halogen - contains Br or Cl > 900 ppm.
Solder Process Capability	Not applicable for solder process capability


Product Compliance Disclaimer

This information is provided based on reasonable inquiry of our suppliers and represents our current actual knowledge based on the information they provided. This information is subject to change. The part numbers that TE has identified as EU RoHS compliant have a maximum concentration of 0.1% by weight in homogenous materials for lead, hexavalent chromium, mercury, PBB, PBDE, DBP, BBP, DEHP, DIBP, and 0.01% for cadmium, or qualify for an exemption to these limits as defined in the Annexes of Directive 2011/65/EU (RoHS2). Finished electrical and electronic equipment products will be CE marked as required by Directive 2011/65/EU. Components may not be CE marked. Additionally, the part numbers that TE has identified as EU ELV compliant have a maximum concentration of 0.1% by weight in homogenous materials for lead, hexavalent chromium, and mercury, and 0.01% for cadmium, or qualify for an exemption to these limits as defined in the Annexes of Directive 2000/53/EC (ELV). Regarding the REACH Regulation, the information TE provides on SVHC in articles for this part number is based on the latest European Chemicals Agency (ECHA) ‘Guidance on requirements for substances in articles’ posted at this URL: <https://echa.europa.eu/guidance-documents/guidance-on-reach>

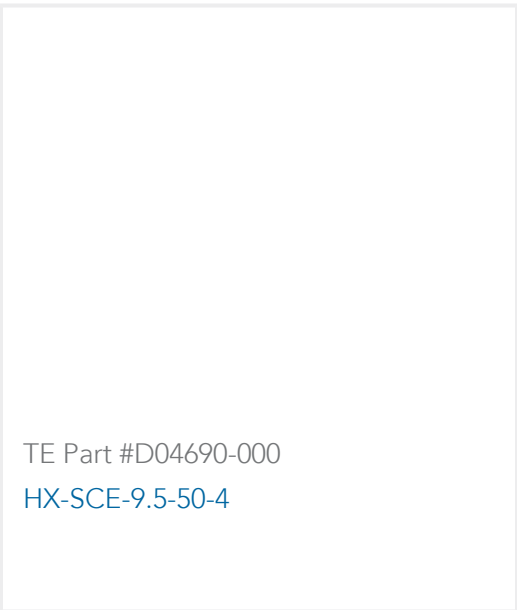
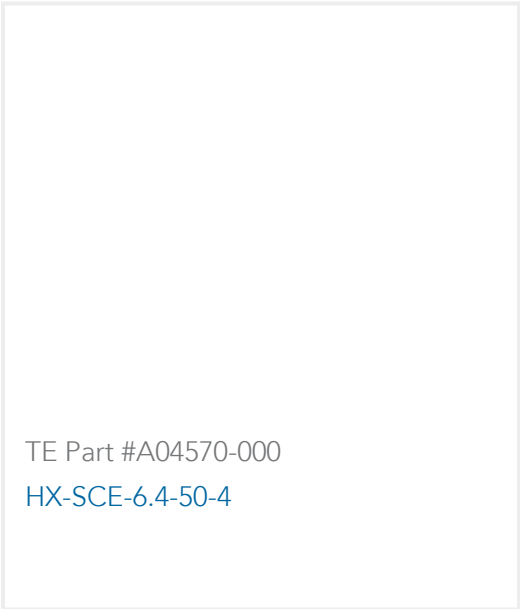
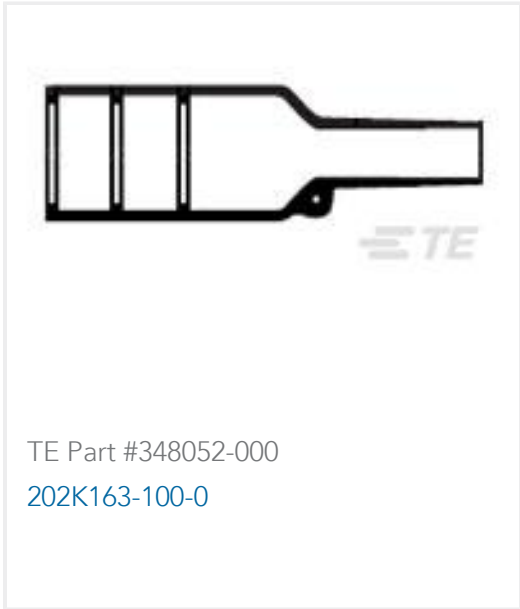
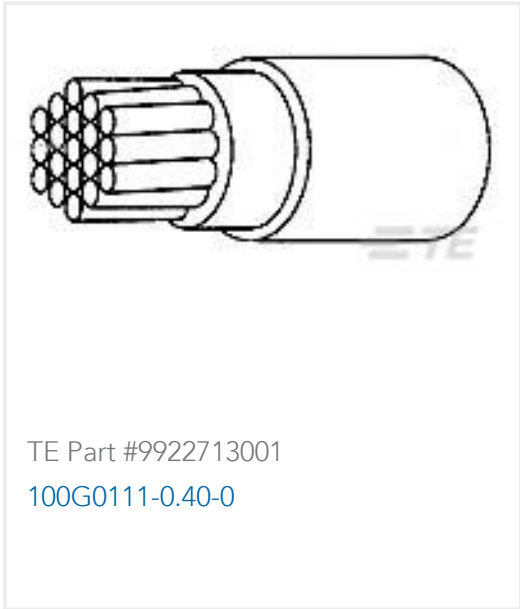
Compatible Parts



Also in the Series | [SCHRACK SR6](#)



Customers Also Bought





Documents

CAD Files

3D PDF

3D

Customer View Model

ENG\_CVM\_CVM\_7-1415033-1\_C.2d\_dxf.zip

English

Customer View Model

ENG\_CVM\_CVM\_7-1415033-1\_C.3d\_igs.zip

English

Customer View Model

ENG\_CVM\_CVM\_7-1415033-1\_C.3d\_stp.zip

English

By downloading the CAD file I accept and agree to the [Terms and Conditions](#) of use.

Datasheets & Catalog Pages

Safety Relay Module SR6Z

English

Product Specifications

Definitions General Purpose Relays

English

Agency Approvals

CE Declaration of Conformity

English