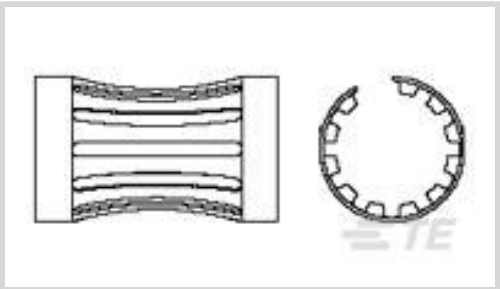




Connectors > Rectangular Connectors > Rectangular Contact Inserts



Contact Type: **Socket**

Number of Positions: **1**

Sealable: **No**

Contact Current Rating (Max): **60 A**

Circuit Application: **Power**

Features

Product Type Features

Sealable	No
----------	----

Configuration Features

Number of Positions	1
---------------------	---

Body Features

Primary Product Material	Beryllium Copper
--------------------------	------------------

Contact Features

Contact Type	Socket
Contact Current Rating (Max)	60 A

Usage Conditions

Operating Temperature Range	-196 – 200 °C[-321 – 392 °F]
-----------------------------	------------------------------

Operation/Application

Circuit Application	Power
---------------------	-------

Product Compliance

For compliance documentation, visit the product page on TE.com>

EU RoHS Directive 2011/65/EU	Compliant
EU ELV Directive 2000/53/EC	Compliant
China RoHS 2 Directive MIIT Order No 32, 2016	No Restricted Materials Above Threshold
EU REACH Regulation (EC) No. 1907/2006	



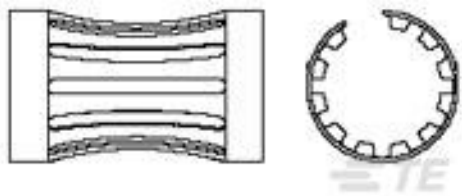
Current ECHA Candidate List: JAN 2025
(247)
Candidate List Declared Against: JAN 2025
(247)
Does not contain REACH SVHC

Halogen Content	Low Halogen - Br, Cl, F, I < 900 ppm per homogenous material. Also BFR/CFR/PVC Free
Solder Process Capability	Not applicable for solder process capability

Product Compliance Disclaimer

This information is provided based on reasonable inquiry of our suppliers and represents our current actual knowledge based on the information they provided. This information is subject to change. The part numbers that TE has identified as EU RoHS compliant have a maximum concentration of 0.1% by weight in homogenous materials for lead, hexavalent chromium, mercury, PBB, PBDE, DBP, BBP, DEHP, DIBP, and 0.01% for cadmium, or qualify for an exemption to these limits as defined in the Annexes of Directive 2011/65/EU (RoHS2). Finished electrical and electronic equipment products will be CE marked as required by Directive 2011/65/EU. Components may not be CE marked. Additionally, the part numbers that TE has identified as EU ELV compliant have a maximum concentration of 0.1% by weight in homogenous materials for lead, hexavalent chromium, and mercury, and 0.01% for cadmium, or qualify for an exemption to these limits as defined in the Annexes of Directive 2000/53/EC (ELV). Regarding the REACH Regulation, the information TE provides on SVHC in articles for this part number is based on the latest European Chemicals Agency (ECHA) ‘Guidance on requirements for substances in articles’ posted at this URL: <https://echa.europa.eu/guidance-documents/guidance-on-reach>

Compatible Parts



TE Part # 9-192043-6
LA4(.725)SIL

Customers Also Bought



TE Part #1-1658621-2
64 NOVO MIL/CTR 15DP,LEAD FREE



TE Part #1658621-5
24 NOVO MIL/CTR 15DP,LEAD FREE



TE Part #8-192044-1
LA5(.004)GOLD

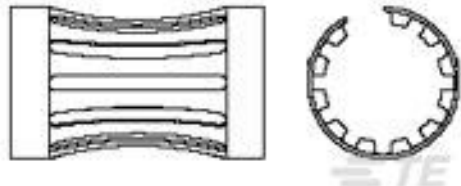


TE Part #4-192038-9
LA3,.25,.006 GOLDPL

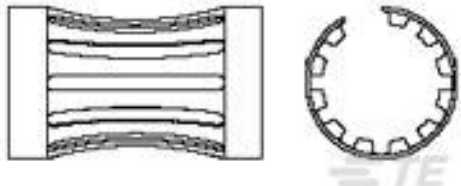




TE Part #1658621-4
[20 NOVO MIL/CTR 15DP,LEAD FREE](#)



TE Part #5-192046-9
[LAV,.006, MIL GOLD](#)



TE Part #3-192047-7
[BRIDGE FORMED BAND,\(F\)](#)



TE Part #350429-1
[03P UMNL PIN HDR ASSY NATL](#)



TE Part #6-192038-0
[LA3 .280, .008, SILVER PL](#)



TE Part #NB14032001
[TAT-125-3/16-0-STK](#)

Documents

Product Drawings

[LA4\(.125\)\(.006\) SIL](#)

English

CAD Files

[3D PDF](#)

3D

Customer View Model

[ENG_CVM_CVM_7-192043-2_T.2d_dxf.zip](#)

English

Customer View Model

[ENG_CVM_CVM_7-192043-2_T.3d_igs.zip](#)

English

Customer View Model

[ENG_CVM_CVM_7-192043-2_T.3d_stp.zip](#)

English

By downloading the CAD file I accept and agree to the [Terms and Conditions](#) of use.

Datasheets & Catalog Pages

[POWER_CONNECTORS_CATALOG_SEC02_CABLE_MOUNTED](#)

English