



Terminals & Splices > Ring Terminals



Ring Terminal Product Type: **Closed Ring Tongue Terminal**

Wire Size: **8.36 mm²**

Stud Size: **M10**

Stud Diameter: **10.5 mm [.413 in]**

Features

Product Type Features

Ring Terminal Product Type	Closed Ring Tongue Terminal
Stud Size	M10
Sealable	No
Wire Insulation Support Retention Type	Non-Insulation Support

Configuration Features

Number of Holes	1
-----------------	---

Body Features

Product Weight	8.12 g
----------------	--------

Contact Features

Barrel Type	Closed
Terminal Orientation	Straight
Terminal Plating Material	Tin

Mechanical Attachment

Wire Insulation Support	Without
-------------------------	---------

Dimensions



Wire Size	8.36 mm²
Stud Diameter	10.5 mm[.413 in]
Tongue Thickness	.79 mm[.031 in]
Product Length	21 mm[.827 in]

Usage Conditions

Insulation Option	Uninsulated
-------------------	-------------

Operation/Application

Compatible With Wire Base Material	Copper
Compatible With Wire Plating Material	Tin

Industry Standards

Government Qualified Terminal	No
-------------------------------	----

Packaging Features

Packaging Quantity	600
Packaging Method	Box

Product Compliance

For compliance documentation, visit the product page on TE.com>

EU RoHS Directive 2011/65/EU	Compliant
EU ELV Directive 2000/53/EC	Compliant
China RoHS 2 Directive MIIT Order No 32, 2016	No Restricted Materials Above Threshold
EU REACH Regulation (EC) No. 1907/2006	Current ECHA Candidate List: JAN 2025 (247) Candidate List Declared Against: JAN 2025 (247) Does not contain REACH SVHC
Halogen Content	Low Halogen - Br, Cl, F, I < 900 ppm per homogenous material. Also BFR/CFR/PVC Free
Solder Process Capability	Not applicable for solder process capability



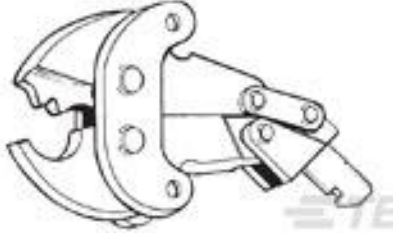

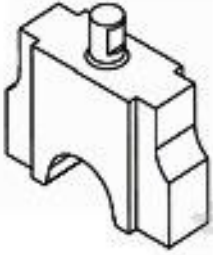
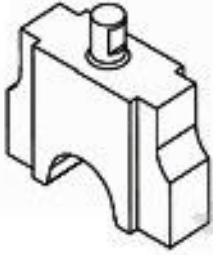

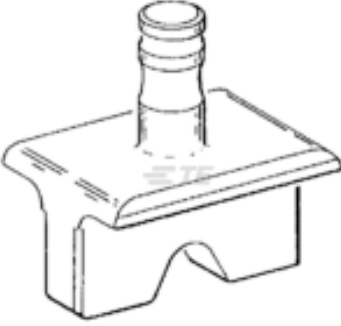


Product Compliance Disclaimer

This information is provided based on reasonable inquiry of our suppliers and represents our current actual knowledge based on the information they provided. This information is subject to change. The part numbers that TE has identified as EU RoHS compliant have a maximum concentration of 0.1% by weight in homogenous materials for lead, hexavalent chromium, mercury, PBB, PBDE, DBP, BBP, DEHP, DIBP, and 0.01% for cadmium, or qualify for an exemption to these limits as defined in the Annexes of Directive 2011/65/EU (RoHS2). Finished electrical and electronic equipment products will be CE marked as required by Directive 2011/65/EU. Components may not be CE marked. Additionally, the part numbers that TE has identified as EU ELV compliant have a maximum concentration of 0.1% by weight in homogenous



materials for lead, hexavalent chromium, and mercury, and 0.01% for cadmium, or qualify for an exemption to these limits as defined in the Annexes of Directive 2000/53/EC (ELV). Regarding the REACH Regulation, the information TE provides on SVHC in articles for this part number is based on the latest European Chemicals Agency (ECHA) 'Guidance on requirements for substances in articles' posted at this URL: <https://echa.europa.eu/guidance-documents/guidance-on-reach>

Compatible Parts

 <p>TE Part # 726343 SOL. RING TONGUE</p>	 <p>TE Part # 69216 HYP8/10 SOLIS 8AWG DIE SET</p>	 <p>TE Part # 49956 PNEUMATIC SOLIS STRATO 8 HEAD</p>	 <p>TE Part # 69355 HHHT SOLIS SOLIS FLAG STRATO 8 ASSY</p>
 <p>TE Part # 1901001-1 NEST #8</p>	 <p>TE Part # 1901002-2 INDENTER, SOLISTRAND</p>	 <p>TE Part # 48355 HYP8 SOLIS 8AWG INDENTER</p>	 <p>TE Part # 48126 HYP8 SOLIS 8AWG NEST</p>
 <p>TE Part # 1490413-1 HYP10 SOLIS 8AWG NEST</p>	 <p>TE Part # 1490414-1 HYP10 SOLIS 8AWG INDENTER</p>		

Customers Also Bought

 <p>TE Part #160013 SOLIS 8 R M5</p>	 <p>TE Part #5-928999-1 MQS0,63 Sn rec LL unseal. >0,2-0,35</p>
---	---

Documents

Product Drawings
SO-RINGZUNGE D46234



English

CAD Files

3D PDF

3D

Customer View Model

ENG_CVM_CVM_726343-3_B.2d_dxf.zip

English

Customer View Model

ENG_CVM_CVM_726343-3_B.3d_igs.zip

English

Customer View Model

ENG_CVM_CVM_726343-3_B.3d_stp.zip

English

By downloading the CAD file I accept and agree to the [Terms and Conditions](#) of use.