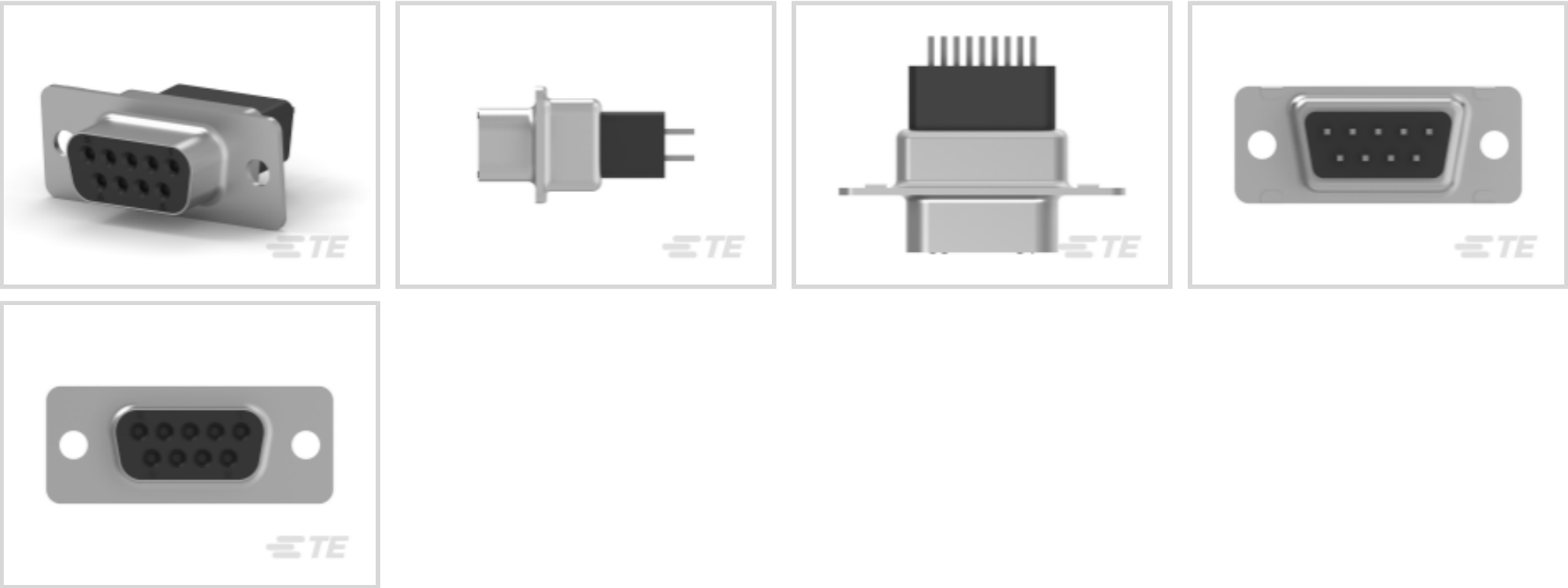




Connectors > D-Shaped Connectors



Number of Positions: 9

Connector & Housing Type: Receptacle

Connector System: Board-to-Board

Connector Mounting Type: Board Mount

Connector Shell Size: 1

Features

Product Type Features

Shell Material Configuration	Full Metal Shell
Connector & Housing Type	Receptacle
Connector System	Board-to-Board
Connector Shell Size	1
Connector & Contact Terminates To	Printed Circuit Board

Configuration Features

PCB Mount Orientation	Vertical
Number of Rows	2
Number of Positions	9

Body Features

Insert Material	Thermoplastic
Shell Plating Material	Tin
Primary Product Color	Black
Connector Profile	High

Contact Features



Contact Underplating Material	Palladium Nickel
	30 µin
Contact Shape & Form	Square
Contact Mating Area Plating Material	Gold (Au)
Contact Base Material	Phosphor Bronze
PCB Contact Termination Area Plating Material	Tin-Lead
Contact Current Rating (Max)	6 A
Contact Options	Installed

Termination Features

Termination Method to PCB	Through Hole - Solder
Termination Post & Tail Length	3.18 mm[.125 in]
Square Termination Post & Tail Dimension	.63 mm[.025 in]

Mechanical Attachment

PCB Mount Retention	With
Mounting Hole Diameter	3.05 mm[.12 in]
Mating Retention	Without
PCB Mount Retention Type	Mounting Hole
Connector Mounting Type	Board Mount

Housing Features

Housing Material	Thermoplastic
Shell Material	Carbon Steel
Centerline (Pitch)	2.74 mm[.108 in]

Dimensions

Row-to-Row Spacing	2.84 mm[.112 in]
PCB Thickness (Recommended)	1.57 – 2.36 mm[.062 – .093 in]

Usage Conditions

Operating Temperature Range	-55 – 105 °C[-67 – 221 °F]
-----------------------------	----------------------------

Operation/Application

Circuit Application	Signal
---------------------	--------

Industry Standards

UL Flammability Rating	UL 94V-0
Compatible With Approved Standards Products	UL E28476



Packaging Features

Packaging Quantity	17
Packaging Method	Tube

Product Compliance


For compliance documentation, visit the product page on TE.com>

EU RoHS Directive 2011/65/EU	Not Compliant
EU ELV Directive 2000/53/EC	Compliant with Exemptions
China RoHS 2 Directive MIIT Order No 32, 2016	Restricted Materials Above Threshold
EU REACH Regulation (EC) No. 1907/2006	Current ECHA Candidate List: JAN 2025 (247) Candidate List Declared Against: JUNE 2024 (241) SVHC > Threshold: Pb (13% in Component Part) <b>Article Safe Usage Statements:</b> Do not eat, drink or smoke when using this product. Wash thoroughly after handling. Recycle if possible and dispose of the article by following all applicable governmental regulations relevant to your geographic location.
Halogen Content	Not Low Halogen - contains Br or Cl > 900 ppm.
Solder Process Capability	Not lead free process capable

Product Compliance Disclaimer

This information is provided based on reasonable inquiry of our suppliers and represents our current actual knowledge based on the information they provided. This information is subject to change. The part numbers that TE has identified as EU RoHS compliant have a maximum concentration of 0.1% by weight in homogenous materials for lead, hexavalent chromium, mercury, PBB, PBDE, DBP, BBP, DEHP, DIBP, and 0.01% for cadmium, or qualify for an exemption to these limits as defined in the Annexes of Directive 2011/65/EU (RoHS2). Finished electrical and electronic equipment products will be CE marked as required by Directive 2011/65/EU. Components may not be CE marked. Additionally, the part numbers that TE has identified as EU ELV compliant have a maximum concentration of 0.1% by weight in homogenous materials for lead, hexavalent chromium, and mercury, and 0.01% for cadmium, or qualify for an exemption to these limits as defined in the Annexes of Directive 2000/53/EC (ELV). Regarding the REACH Regulation, the information TE provides on SVHC in articles for this part number is based on the latest European Chemicals Agency (ECHA) 'Guidance on requirements for substances in articles' posted at this URL: <https://echa.europa.eu/guidance-documents/guidance-on-reach>

Also in the Series | [AMPLIMITE HD-20](#)



D-Shaped Connectors(285)




PCB D-Sub Connectors(285)

Customers Also Bought



TE Part #6274315-1  
BNC JACK, NONSWITCHING



TE Part #825433-5  
MOD 2 PINHDR 1X5 P.



TE Part #1676169-2  
RN 0805 124R 0.1% 10PPM 1KRL



TE Part #3-644456-4  
04P MTA100 HDR ASSY (NARROW)



TE Part #4-2213818-8  
6X6 ILL TACT THT 260GF HI COLD WHITE



TE Part #1-2176342-6  
CRGCQ 0805 330R 5%



TE Part #3-1676480-5  
CRG0402 1% 22K



TE Part #1-2176349-7  
CRGCQ 2512 220R 1%



TE Part #1-1462037-6  
IM03JR=IM RELAY 140mW 5V



TE Part #1879229-4  
FCR1206 5% 10R

Documents

Product Drawings

09 RCPT SP/MS STD

English

CAD Files

3D PDF

3D

Customer View Model

ENG\_CVM\_CVM\_745183-1\_M.2d\_dxf.zip



English

Customer View Model

[ENG\\_CVM\\_CVM\\_745183-1\\_M.3d\\_igs.zip](#)

English

Customer View Model

[ENG\\_CVM\\_CVM\\_745183-1\\_M.3d\\_stp.zip](#)

English

By downloading the CAD file I accept and agree to the [Terms and Conditions](#) of use.

[Product Specifications](#)

[Application Specification](#)

English