



Connectors > Terminal Blocks & Strips > PCB Terminal Blocks



Number of Positions: 6

Terminal Block Connector Type: **Header**

Connector System: **Wire-to-Board**

Centerline (Pitch): **5 mm [.197 in]**

Number of Rows: 1

Features

Product Type Features

|                                   |                       |
|-----------------------------------|-----------------------|
| Wire Protection                   | With                  |
| Terminal Block Connector Type     | Header                |
| Connector System                  | Wire-to-Board         |
| Connector & Contact Terminates To | Printed Circuit Board |

Configuration Features

|                        |                |
|------------------------|----------------|
| Stacking Configuration | Side Stackable |
| Stacked Levels         | Without        |
| Number of Positions    | 6              |
| Number of Rows         | 1              |
| Wire Entry Angle       | 35°            |
| Wire Entry Location    | Side           |

Electrical Characteristics

|                   |         |
|-------------------|---------|
| Operating Voltage | 300 VAC |
|-------------------|---------|

Body Features



|                       |          |
|-----------------------|----------|
| Primary Product Color | Black    |
| Product Orientation   | Vertical |

Contact Features

|                                      |          |
|--------------------------------------|----------|
| Contact Mating Area Plating Material | Tin (Sn) |
| Contact Base Material                | Brass    |
| Contact Current Rating (Max)         | 17.5 A   |

Termination Features

|                                |                       |
|--------------------------------|-----------------------|
| Termination Post & Tail Length | 3.8 mm[.15 in]        |
| Termination Method to PCB      | Through Hole - Solder |

Mechanical Attachment

|                         |             |
|-------------------------|-------------|
| Screw Plating Material  | Nickel      |
| Screw Material          | Brass       |
| Thread Size             | M3          |
| Connector Mounting Type | Board Mount |

Housing Features

|                    |               |
|--------------------|---------------|
| Housing Material   | PA 66         |
| Centerline (Pitch) | 5 mm[.197 in] |

Dimensions

|           |             |
|-----------|-------------|
| Wire Size | 30 – 12 AWG |
|-----------|-------------|

Usage Conditions

|                             |                            |
|-----------------------------|----------------------------|
| Operating Temperature Range | -40 – 110 °C[-40 – 230 °F] |
|-----------------------------|----------------------------|

Operation/Application

|                     |                |
|---------------------|----------------|
| Circuit Application | Power & Signal |
|---------------------|----------------|

Packaging Features

|                    |     |
|--------------------|-----|
| Packaging Method   | Box |
| Packaging Quantity | 100 |

Product Compliance

For compliance documentation, visit the product page on TE.com>

|                              |                           |
|------------------------------|---------------------------|
| EU RoHS Directive 2011/65/EU | Not Compliant             |
| EU ELV Directive 2000/53/EC  | Compliant with Exemptions |
|                              |                           |




|   |  |
|---|--|
| China RoHS 2 Directive MIIT Order No 32, 2016 | Restricted Materials Above Threshold   |
| EU REACH Regulation (EC) No. 1907/2006        | Current ECHA Candidate List: JAN 2025 (247)<br>Candidate List Declared Against: JAN 2025 (247)<br>SVHC > Threshold:<br>Pb (3% in Component Part)<br><b>Article Safe Usage Statements:</b><br>Do not eat, drink or smoke when using this product. Wash thoroughly after handling. Recycle if possible and dispose of the article by following all applicable governmental regulations relevant to your geographic location. |
| Halogen Content                               | Low Halogen - Br, Cl, F, I < 900 ppm per homogenous material. Also BFR/CFR/PVC Free  |
| Solder Process Capability                     | Wave solder capable to 265°C   |


Product Compliance Disclaimer

This information is provided based on reasonable inquiry of our suppliers and represents our current actual knowledge based on the information they provided. This information is subject to change. The part numbers that TE has identified as EU RoHS compliant have a maximum concentration of 0.1% by weight in homogenous materials for lead, hexavalent chromium, mercury, PBB, PBDE, DBP, BBP, DEHP, DIBP, and 0.01% for cadmium, or qualify for an exemption to these limits as defined in the Annexes of Directive 2011/65/EU (RoHS2). Finished electrical and electronic equipment products will be CE marked as required by Directive 2011/65/EU. Components may not be CE marked. Additionally, the part numbers that TE has identified as EU ELV compliant have a maximum concentration of 0.1% by weight in homogenous materials for lead, hexavalent chromium, and mercury, and 0.01% for cadmium, or qualify for an exemption to these limits as defined in the Annexes of Directive 2000/53/EC (ELV). Regarding the REACH Regulation, the information TE provides on SVHC in articles for this part number is based on the latest European Chemicals Agency (ECHA) ‘Guidance on requirements for substances in articles’ posted at this URL: <https://echa.europa.eu/guidance-documents/guidance-on-reach>

Compatible Parts

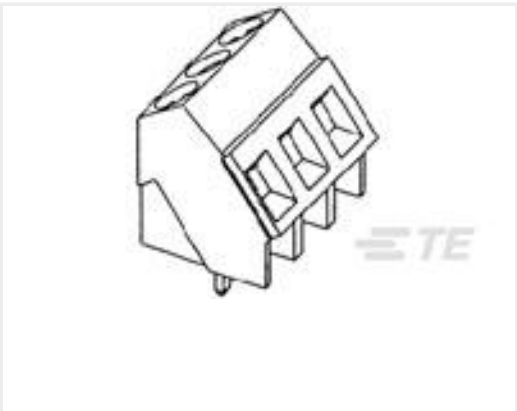


TE Part # 1776252-6  
6P TB , 45deg, VT,5.0mm, Blue

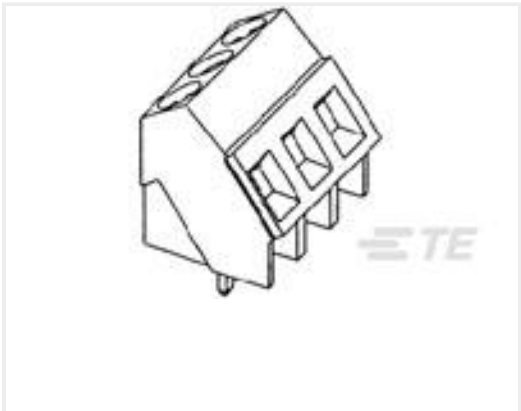


TE Part # 796690-6  
TERMI-BLOK PCB MOUNT 6P

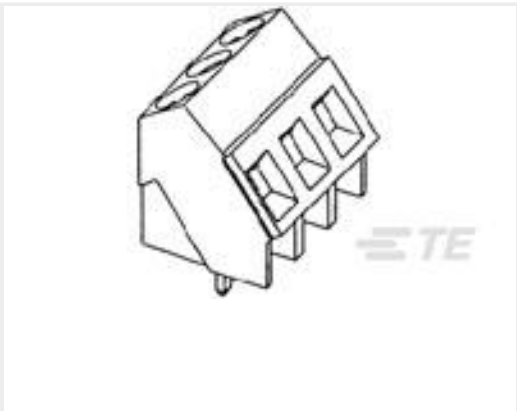
Customers Also Bought



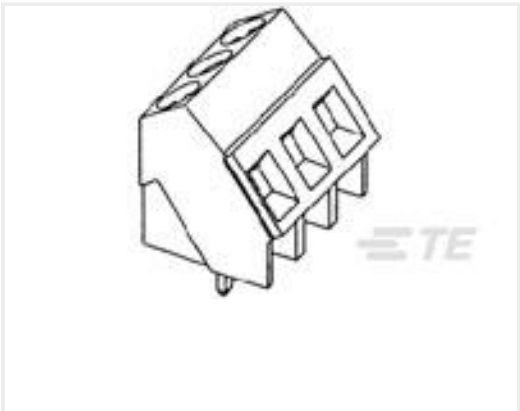
TE Part #796690-5  
TERMI-BLOK PCB MOUNT 5P



TE Part #796690-3  
TERMI-BLOK PCB MOUNT 3P

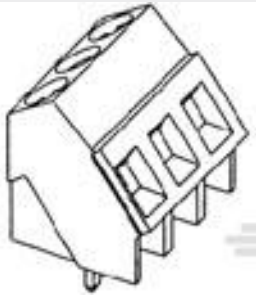


TE Part #796690-4  
TERMI-BLOK PCB MOUNT 4P



TE Part #796689-2  
TERMI-BLOK PCB MOUNT 2P.





TE Part #796690-2  
[TERMI-BLOK PCB MOUNT 2P](#)



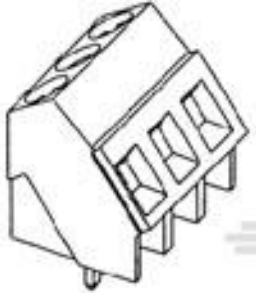
TE Part #1-1415899-7  
[RZ03-1A4-D024](#)



TE Part #284517-2  
[2P TERMIBLOK HDR DIR POLAR](#)



TE Part #5-2176364-8  
[RQ 0402 18K2 0.1% 10PPM 5K RL](#)



TE Part #796690-8  
[TERMI-BLOK PCB MOUNT 8P](#)



TE Part #4-2176330-2  
[CRGP 2010 27K 1%](#)

Documents

Product Drawings

[TERMI-BLOK PCB MOUNT 6P.](#)

English

CAD Files

Customer View Model

[ENG\\_CVM\\_796689-6\\_A.3d\\_igs.zip](#)

English

Customer View Model

[ENG\\_CVM\\_796689-6\\_A.3d\\_stp.zip](#)

English

Customer View Model

[ENG\\_CVM\\_796689-6\\_A.2d\\_dxf.zip](#)

English

3D PDF

English

Customer View Model

[ENG\\_CVM\\_CVM\\_796689-6\\_A1.2d\\_dxf.zip](#)

English

Customer View Model

[ENG\\_CVM\\_CVM\\_796689-6\\_A1.3d\\_igs.zip](#)

English

3D PDF

3D

Customer View Model

[ENG\\_CVM\\_CVM\\_796689-6\\_A1.3d\\_stp.zip](#)

English



By downloading the CAD file I accept and agree to the [Terms and Conditions](#) of use.

Datasheets & Catalog Pages

BUCHANAN TERMINAL BLOCKS CATALOG - EUROSTYLE TERMINAL BLOCKS

English

1-1773458-1\_EURO\_STYLE\_TERMINAL\_BLOCKS\_QRG

English

Product Specifications

Application Specification

English

Agency Approvals

UL

English