

T92S11A12-120

✓ ACTIVE

Potter & Brumfield | Potter & Brumfield T92

TE Internal #: 8-1393211-0

General Purpose Power Relay, AC, Monostable, 2 Form C DPDT-CO, 30 A Contact Rating, 120 VAC Coil Voltage, Potter & Brumfield T92

[View on TE.com >](#)



Relays & Contactors > Electromechanical Relays > PCB Power Relay: 40 Amp, Monostable



Relay & Contactor Type: **General Purpose Power Relay**

Current Type: **AC**

Coil Magnetic System: **Monostable**

Contact Arrangement: **2 Form C DPDT-CO**

Contact Current Rating: **30 A**

[All PCB Power Relay: 40 Amp, Monostable \(61\)](#)

Features

Product Type Features

Relay & Contactor Type	General Purpose Power Relay
------------------------	-----------------------------

Configuration Features

Contact Number of Poles	2
Coil Special Features	UL Coil Insulation Class F
Contact Arrangement	2 Form C DPDT-CO

Electrical Characteristics

Contact Limiting Making Current	40 A
Contact Limiting Continuous Current	40 A
Contact Limiting Breaking Current	40 A
Insulation Initial Dielectric Between Open Contacts	1500 Vrms
Insulation Initial Dielectric Between Adjacent Contacts	1500 Vrms
Coil Current	.033 A



Contact Switching Voltage (Max)	600 VAC
Contact Switching Load (Min)	500mA @ 12V
Coil Resistance	950 Ω
Coil Power Rating AC	4 VA
Insulation Initial Resistance	1000 MΩ
Contact Current Rating	30 A
Coil Voltage Rating	120 VAC
Contact Voltage Rating	277 VAC
Insulation Initial Dielectric Between Contacts & Coil	4000 Vrms

Body Features

Product Weight	86 g[3.034 oz]
Enclosure Type	Flux Resistant Automatic Solder Capable & Washable

Contact Features

Contact Material	Silver Cadmium Oxide
------------------	----------------------

Termination Features

Main Termination & Connection Type	Solder Pins
Coil Termination & Connection Type	Solder Pins

Mechanical Attachment

Product Mount Type	Board Mount
--------------------	-------------

Dimensions

Insulation Clearance Between Contact & Coil	8 mm[.315 in]
Insulation Creepage Between Contact & Coil	8 mm[.315 in]
Product Width	34.54 mm[1.36 in]
Product Length	52.32 mm[2.05 in]
Product Height	30.73 mm[1.21 in]

Usage Conditions

Operating Temperature Range	-55 – 65 °C[-67 – 149 °F]
Environmental Category of Protection	RTII
Environmental Ambient Temperature (Max)	65 °C[149 °F]

Operation/Application

Current Type	AC
--------------	----



Coil Magnetic System

Monostable

Packaging Features

Packaging Method	Box & Tray, Bundle
------------------	--------------------

Other

Contact Current Class	30 – 50 A
Environmental Ambient Temperature Class	70 – 85 °C
Height Class (Mechanical)	30 – 40 mm
Length Class (Mechanical)	50 – 60 mm
Width Class (Mechanical)	30 – 40 mm

Product Compliance

For compliance documentation, visit the product page on [TE.com](#)>

EU RoHS Directive 2011/65/EU	Compliant with Exemptions
EU ELV Directive 2000/53/EC	Not Yet Reviewed
China RoHS 2 Directive MIIT Order No 32, 2016	Restricted Materials Above Threshold
EU REACH Regulation (EC) No. 1907/2006	Current ECHA Candidate List: JAN 2025 (247) Candidate List Declared Against: JAN 2025 (247) SVHC > Threshold: Cd (100% in Component Part) Cadmium oxide (10% in 4937230) Article Safe Usage Statements: Use personal protective equipment as required. Do not eat, drink or smoke when using this product. Recycle if possible and dispose of the article by following all applicable governmental regulations relevant to your geographic location.
Halogen Content	Not Low Halogen - contains Br or Cl > 900 ppm.
Solder Process Capability	Wave solder capable to 260°C

Product Compliance Disclaimer

This information is provided based on reasonable inquiry of our suppliers and represents our current actual knowledge based on the information they provided. This information is subject to change. The part numbers that TE has identified as EU RoHS compliant have a maximum concentration of 0.1% by weight in homogenous materials for lead, hexavalent chromium, mercury, PBB, PBDE, DBP, BBP, DEHP, DIBP, and 0.01% for cadmium, or qualify for an exemption to these limits as defined in the Annexes of Directive 2011/65/EU (RoHS2). Finished electrical and electronic equipment products will be CE marked as required by Directive 2011/65/EU. Components may not be CE marked. Additionally, the part numbers that TE has identified as EU ELV compliant have a maximum concentration of 0.1% by weight in homogenous materials for lead, hexavalent chromium, and mercury, and 0.01% for cadmium, or qualify for an exemption to these limits as defined in the Annexes of Directive 2000/53/EC (ELV). Regarding the REACH Regulation, the information TE provides on SVHC in articles for this part number is based on the latest European Chemicals Agency (ECHA) 'Guidance on requirements for substances in articles' posted at this URL: <https://echa.europa.eu/guidance-documents/guidance-on-reach>



Compatible Parts



TE Part # CAT-P851-T1B
PCB Power Relay: 40 Amp, Monostable

Also in the Series | Potter & Brumfield T92



AC Relays(34)




DC Relays(29)

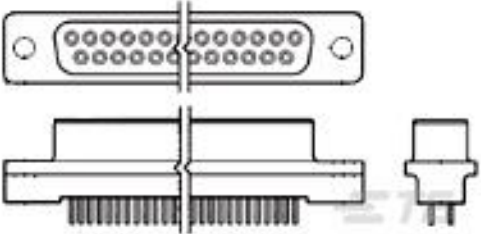


Electromechanical Relays(63)

Customers Also Bought




TE Part #1-1393239-8
RT114615




TE Part #5745076-4
HD-20 RCPT 9P VERT FFSCRLK




TE Part #CAT-P851-T1B
PCB Power Relay: 40 Amp, Monostable




TE Part #4-1437664-1
NC6-P108-08=NC6 ASSEMBLY




TE Part #CONREV SMA007-G
RP-SMA Plug 50 Ohm Cable Crimp



TE Part #1757824-4
AMPLIMITE,ASY,RCPT,STD,90,ZN,4



TE Part #2071556-3
OJS-SH-112HEF,00000



TE Part #2-1437658-1
8PCV-08-006=#8 TRIBARRIER



TE Part #1-1419130-2
[TSC-105L3H,000](#)

Documents

CAD Files

3D PDF

3D

Customer View Model

[ENG_CVM_CVM_8-1393211-0_G.2d_dxf.zip](#)

English

Customer View Model

[ENG_CVM_CVM_8-1393211-0_G.3d_igs.zip](#)

English

Customer View Model

[ENG_CVM_CVM_8-1393211-0_G.3d_stp.zip](#)

English

By downloading the CAD file I accept and agree to the [Terms and Conditions](#) of use.

Datasheets & Catalog Pages

[T92 Two-Pole, 30 Amp, PC Board or Panel Mount Relay](#)

English

Product Specifications

[Definitions General Purpose Relays](#)

English

Agency Approvals

[CQC_CERT_16002142753_C1](#)

English