




Connectors > PCB Connectors > Wire-to-Board Connectors > FFC, FPC & Ribbon Connectors > Ribbon Cable Connectors



Connector System: **Cable-to-Board**
Number of Positions: **18**
Centerline (Pitch): **2.54 mm [.1 in]**
PCB Mount Retention: **With**
PCB Mount Retention Type: **Kinked Legs**

Features

Product Type Features

Connector Product Type	Connector Assembly
Ribbon Cable Connector Type	Female-on-Board
Connector System	Cable-to-Board
Connector & Housing Type	Receptacle
Connector & Contact Terminates To	Printed Circuit Board

Configuration Features

Number of Positions	18
PCB Mount Orientation	Right Angle
Number of Rows	2

Electrical Characteristics

Operating Voltage	100 VDC
Insulation Resistance	1000 MΩ

Body Features

Primary Product Color	Red
Connector Profile	Standard

Contact Features

Contact Underplating Material	Nickel
PCB Contact Termination Area Plating Material Finish	Matte



Contact Mating Area Plating Material Thickness	3 – 5 µm[118.11 – 196.85 µin]
PCB Contact Termination Area Plating Material Thickness	3 – 5 µm[118.11 – 196.85 µin]
Contact Layout	Staggered
Contact Mating Area Plating Material	Tin (Sn)
Contact Base Material	Phosphor Bronze
PCB Contact Termination Area Plating Material	Tin
Contact Type	Receptacle
Contact Mating Area Plating Material Finish	Matte
Contact Current Rating (Max)	1.5 A

Termination Features

Termination Method to PCB	Through Hole - Solder
---------------------------	-----------------------

Mechanical Attachment

Mating Alignment	With
PCB Mount Alignment	Without
PCB Mount Retention	With
PCB Mount Retention Type	Kinked Legs
Mating Alignment Type	Polarization
Mating Retention	Without
Connector Mounting Type	Board Mount

Housing Features

Mating Entry Location	Side
Housing Material	Glass-Filled PBT
Centerline (Pitch)	2.54 mm[.1 in]

Dimensions

Row-to-Row Spacing	1.5 mm[.059 in]
--------------------	-----------------

Usage Conditions

Operating Temperature Range	-40 – 105 °C[-40 – 221 °F]
-----------------------------	----------------------------

Operation/Application

Circuit Application	Signal
---------------------	--------

Industry Standards

Compatible With Agency/Standards Products	UL
UL Rating	Recognized



UL Flammability Rating	UL 94V-0
Compatible With Approved Standards Products	UL E28476

Packaging Features

Packaging Quantity	250
Packaging Method	Box

Product Compliance

For compliance documentation, visit the product page on TE.com>

EU RoHS Directive 2011/65/EU	Compliant
EU ELV Directive 2000/53/EC	Compliant
China RoHS 2 Directive MIIT Order No 32, 2016	No Restricted Materials Above Threshold
EU REACH Regulation (EC) No. 1907/2006	Current ECHA Candidate List: JAN 2025 (247) Candidate List Declared Against: JAN 2025 (247) Does not contain REACH SVHC
Halogen Content	Not Low Halogen - contains Br or Cl > 900 ppm.
Solder Process Capability	Wave solder capable to 265°C

Product Compliance Disclaimer

This information is provided based on reasonable inquiry of our suppliers and represents our current actual knowledge based on the information they provided. This information is subject to change. The part numbers that TE has identified as EU RoHS compliant have a maximum concentration of 0.1% by weight in homogenous materials for lead, hexavalent chromium, mercury, PBB, PBDE, DBP, BBP, DEHP, DIBP, and 0.01% for cadmium, or qualify for an exemption to these limits as defined in the Annexes of Directive 2011/65/EU (RoHS2). Finished electrical and electronic equipment products will be CE marked as required by Directive 2011/65/EU. Components may not be CE marked. Additionally, the part numbers that TE has identified as EU ELV compliant have a maximum concentration of 0.1% by weight in homogenous materials for lead, hexavalent chromium, and mercury, and 0.01% for cadmium, or qualify for an exemption to these limits as defined in the Annexes of Directive 2000/53/EC (ELV). Regarding the REACH Regulation, the information TE provides on SVHC in articles for this part number is based on the latest European Chemicals Agency (ECHA) 'Guidance on requirements for substances in articles' posted at this URL: <https://echa.europa.eu/guidance-documents/guidance-on-reach>

Compatible Parts



TE Part # 1-338095-8
18P. MICRO-MATCH COSI HSG



TE Part # CAT-M5833-M2934A
Male-on-Wire Connector, Micro-MaTch




TE Part # CAT-M5833-M2934
Male-on-Board Connector, Micro-MaTch


Also in the Series | **Micro-MaTch Industrial**




Board-In Connectors(20)



Connector Contacts(4)



Insertion & Extraction Tools(1)



Pluggable I/O Cable Assemblies(52)



Ribbon Cable Connectors(183)

Customers Also Bought



TE Part #1-826925-2
12P MOD2 STIFT LEI



TE Part #1879129-3
RN 0402 1K21 0.1% 10PPM 5K RL



TE Part #2176363-4
RQ 0402 464R 0.1% 10PPM 5K RL



TE Part #5822134-3
72 ME .050 L/P M/L PB-FREE



TE Part #8-215460-2
MICRO-MATCH FSID P



TE Part #5-147292-3
04 MODII HDR DR SFMT B/A T&R



TE Part #2-2176363-7
RQ 0402 806R 0.1% 10PPM 5K RL



TE Part #8-2176363-9
RQ 0402 3K57 0.1% 10PPM 5K RL



Documents

Product Drawings

[MICRO-MATCH FSID P](#)

English

CAD Files

[3D PDF](#)

3D

Customer View Model

[ENG_CVM_CVM_8-215460-8_J.2d_dxf.zip](#)

English

Customer View Model

[ENG_CVM_CVM_8-215460-8_J.3d_igs.zip](#)

English

Customer View Model

[ENG_CVM_CVM_8-215460-8_J.3d_stp.zip](#)

English

By downloading the CAD file I accept and agree to the [Terms and Conditions](#) of use.

Datasheets & Catalog Pages

[Micro-MaTch Catalog](#)

English

[Ribbon Cable Interconnect Solutions](#)

English

[Centerline Micro-Match Connector Series](#)

English

Product Specifications

[Product Specification](#)

English

Agency Approvals

[UL Report](#)

English