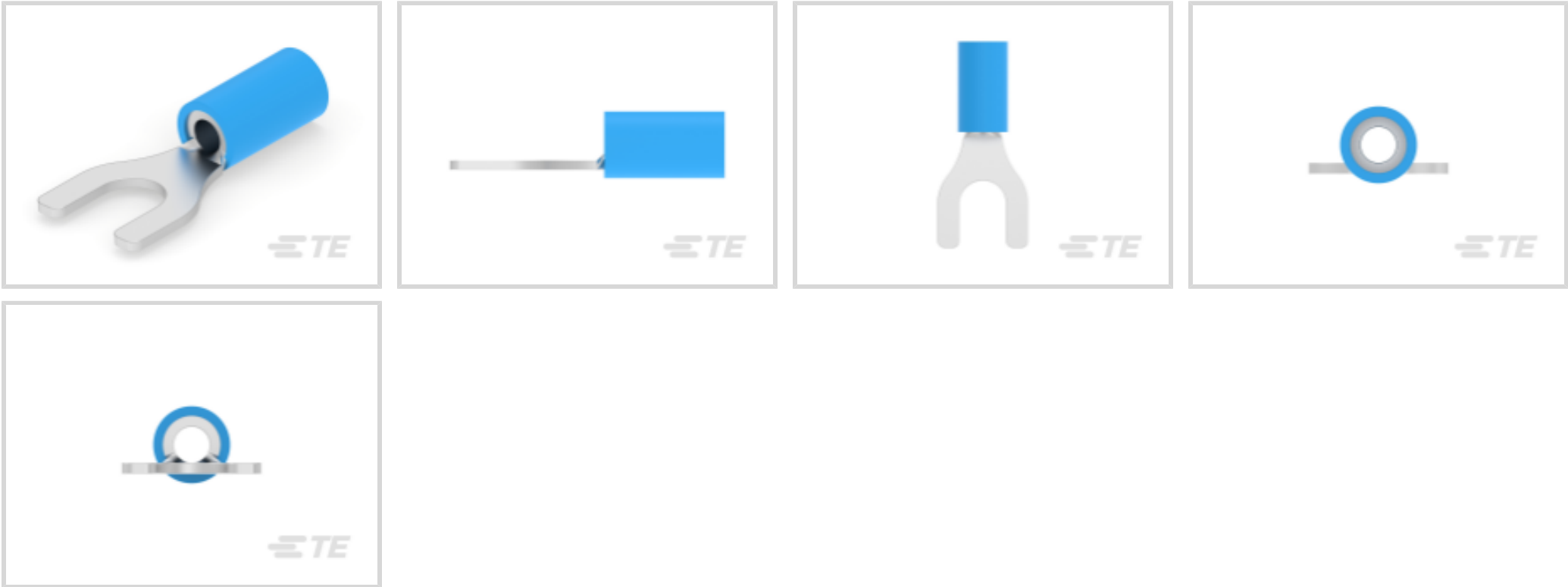




Terminals & Splices > Spade Terminals



Spade Terminal Type: **Spade Tongue Terminal**

Wire Size: **2050 – 5180 CMA**

Stud Size: **#10**

Features

Product Type Features

Stud Size	#10
Sealable	No
Wire Insulation Support Retention Type	Insulation Support

Electrical Characteristics

Voltage Rating	600 V
----------------	-------

Body Features

Product Weight	.72 g
----------------	-------

Contact Features

Spade Terminal Type	Spade Tongue Terminal
Barrel Type	Closed
Terminal Orientation	Straight
Terminal Plating Material	Tin

Mechanical Attachment

Wire Insulation Support	With
-------------------------	------

Dimensions



Wire Size	2050 – 5180 CMA
Stud Diameter	5 mm[.197 in]
Tongue Thickness	.79 mm[.031 in]
Product Length	23.37 mm[.92 in]
Compatible Insulation Diameter (Max)	4.9 mm[.193 in]
Compatible Insulation Diameter Range	3 – 4.9 mm[.118 – .193 in]

Usage Conditions

Insulation Option	Partially Insulated
-------------------	---------------------

Operation/Application

Compatible With Wire Base Material	Copper
Compatible With Wire Plating Material	Tin

Industry Standards

Government Qualified Terminal	No
-------------------------------	----

Packaging Features

Packaging Quantity	100
Packaging Method	Loose Piece

Product Compliance

For compliance documentation, visit the product page on TE.com>

EU RoHS Directive 2011/65/EU	Compliant
EU ELV Directive 2000/53/EC	Compliant
China RoHS 2 Directive MIIT Order No 32, 2016	No Restricted Materials Above Threshold
EU REACH Regulation (EC) No. 1907/2006	Current ECHA Candidate List: JAN 2025 (247) Candidate List Declared Against: JAN 2025 (247) Does not contain REACH SVHC
Halogen Content	Not Low Halogen - contains Br or Cl > 900 ppm.
Solder Process Capability	Not applicable for solder process capability

Product Compliance Disclaimer

This information is provided based on reasonable inquiry of our suppliers and represents our current actual knowledge based on the information they provided. This information is subject to change. The part numbers that TE has identified as EU RoHS compliant have a maximum concentration of 0.1% by weight in homogenous materials for lead, hexavalent chromium, mercury, PBB, PBDE, DBP, BBP, DEHP, DIBP, and 0.01% for cadmium, or qualify for an exemption to these limits as defined in the Annexes of Directive 2011/65/EU (RoHS2). Finished electrical and electronic equipment products



will be CE marked as required by Directive 2011/65/EU. Components may not be CE marked. Additionally, the part numbers that TE has identified as EU ELV compliant have a maximum concentration of 0.1% by weight in homogenous materials for lead, hexavalent chromium, and mercury, and 0.01% for cadmium, or qualify for an exemption to these limits as defined in the Annexes of Directive 2000/53/EC (ELV). Regarding the REACH Regulation, the information TE provides on SVHC in articles for this part number is based on the latest European Chemicals Agency (ECHA) ‘Guidance on requirements for substances in articles’ posted at this URL: <https://echa.europa.eu/guidance-documents/guidance-on-reach>

Compatible Parts



TE Part # 169404  
CERTI-LOK DIE



TE Part # 58423-1  
DIE, RBY IS9252



TE Part # 58433-3  
PRO CR ASSY, RBY IS9252




TE Part # 47387  
DAHT PG PIDG 20-14 ASSY



TE Part # 59824-1  
TETRA-CRIMP PIDG PG FASTON 22-10 ASSY


Also in the Series | PLASTI-GRIP




Compression Connectors(3)



Crimp Wire Pins, Tabs & Ferrules(20)



Ring Terminals(310)



Spade Terminals(158)

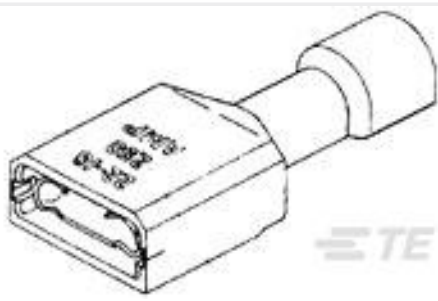


Splices(45)

Customers Also Bought



TE Part #3-1393127-5  
PRD-11DG0-12=PRD




TE Part #2-520183-4  
ULTRA-FAST 250 ASY REC 22-18 TPPB



TE Part #5-1437624-3  
PKES90B1/4=KNOB PLSTC FLUTED W



TE Part #W2PD  
WEDGE LOCK, 2P, REC, BRN, DT, D



TE Part #207476-1  
CABLE CLAMP KIT,SZ 5



TE Part #34152  
PG R 22-16 COMM 22-18 MIL 3/8



TE Part #DRC14-40PA  
REC, 40P, BLK, N, A



TE Part #2-34837-4  
TERMINAL,PG R 12-10 1/2



TE Part #35653  
SPLICE,N CE 22-10



TE Part #5-2176327-4  
CRGP 0805 270K 1%

Documents

Product Drawings

TERMINAL,PG SPD 16-14 10

English

CAD Files

Customer View Model

ENG\_CVM\_CVM\_8-34167-1\_M.2d\_dxf.zip

English

3D PDF

3D

Customer View Model

ENG\_CVM\_CVM\_8-34167-1\_M.3d\_igs.zip

English

Customer View Model

ENG\_CVM\_CVM\_8-34167-1\_M.3d\_stp.zip

English

By downloading the CAD file I accept and agree to the [Terms and Conditions](#) of use.

Product Specifications



Application Specification

English