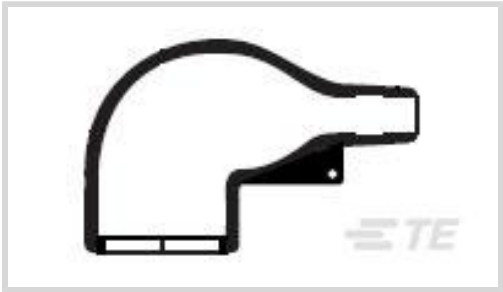




Wire Protection & Management > Heat Shrink Shapes > Heat Shrink Boots > Bulbous Heat Shrink Boots: Lipped, Right Angle



Body Orientation: **Right Angle**

Molded Part Shape Code: **222**

Lipped: **Yes**

Material Code: **25**

Material Systems Code: **25**

[All Bulbous Heat Shrink Boots: Lipped, Right Angle \(180\)](#)

Features

Configuration Features

Lipped	Yes
Adhesive Requirement	Adhesive Purchased Separately

Body Features

Primary Product Material	Fluid Resistant Modified Elastomer
Material Code	25
Material Systems Code	25

Housing Features

Body Orientation	Right Angle
------------------	-------------

Dimensions

Compatible Cable Diameter (Max)	8 mm, 9 mm, 10 mm, 11 mm, 12 mm, 14 mm mm[.314 in][.35 in][.39 in][.47 in][.55 in][43 in]
Compatible Cable Diameter Range	7.1 – 16 mm[7.1 – 17 in]

Usage Conditions

Operating Temperature Range	-75 – 150 °C[-103 – 302 °F]
Resistance Protection	Long-Term Fluid Exposure at High Temperatures

Industry Standards



Compatible With Approved Standards Products	BS-G-198-5-DE, DEF Std 59-97 Issue 3 Type DE, IEC 62329-3-102, MIS-34867, VG95343 Part 6
---	--

Other

Molded Part Shape Code	222
------------------------	-----

Product Compliance


For compliance documentation, visit the product page on TE.com>

EU RoHS Directive 2011/65/EU	Compliant
EU ELV Directive 2000/53/EC	Out of Scope
China RoHS 2 Directive MIIT Order No 32, 2016	No Restricted Materials Above Threshold
EU REACH Regulation (EC) No. 1907/2006	Current ECHA Candidate List: JAN 2025 (247) Candidate List Declared Against: JAN 2025 (247) Does not contain REACH SVHC
Halogen Content	Low Halogen - Br, Cl, F, I < 900 ppm per homogenous material. Also BFR/CFR/PVC Free
Solder Process Capability	Not applicable for solder process capability

Product Compliance Disclaimer

This information is provided based on reasonable inquiry of our suppliers and represents our current actual knowledge based on the information they provided. This information is subject to change. The part numbers that TE has identified as EU RoHS compliant have a maximum concentration of 0.1% by weight in homogenous materials for lead, hexavalent chromium, mercury, PBB, PBDE, DBP, BBP, DEHP, DIBP, and 0.01% for cadmium, or qualify for an exemption to these limits as defined in the Annexes of Directive 2011/65/EU (RoHS2). Finished electrical and electronic equipment products will be CE marked as required by Directive 2011/65/EU. Components may not be CE marked. Additionally, the part numbers that TE has identified as EU ELV compliant have a maximum concentration of 0.1% by weight in homogenous materials for lead, hexavalent chromium, and mercury, and 0.01% for cadmium, or qualify for an exemption to these limits as defined in the Annexes of Directive 2000/53/EC (ELV). Regarding the REACH Regulation, the information TE provides on SVHC in articles for this part number is based on the latest European Chemicals Agency (ECHA) ‘Guidance on requirements for substances in articles’ posted at this URL: <https://echa.europa.eu/guidance-documents/guidance-on-reach>

Compatible Parts




TE Part # 657863-000


S1125-KIT-8



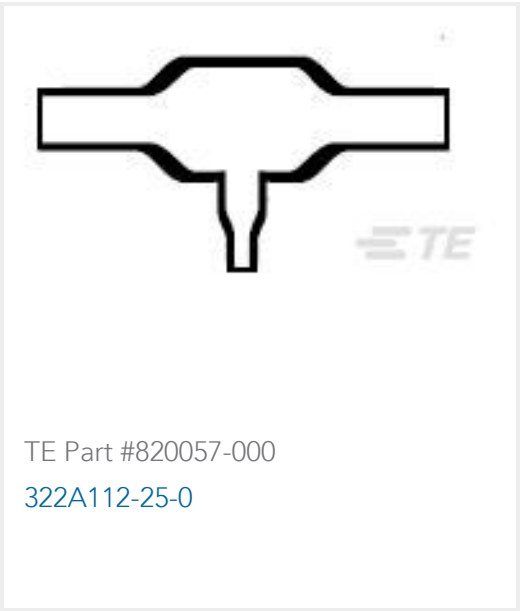
Customers Also Bought




TE Part #CAT-R21-731072
Bulbous Heat Shrink Boots: Lipped, Straight




TE Part #829099-000
342A024-25-0



TE Part #820057-000
322A112-25-0



TE Part #806786-000
202A111-25-0



TE Part #CAT-R21-73106549
Bulbous Heat Shrink Boots: Lipped, Right Angle

Documents

Product Drawings

222K142-25-0

English

CAD Files

Customer View Model

ENG_CVM_CVM_878513-000_A.3d_igs.zip

English

Customer View Model

ENG_CVM_CVM_878513-000_A.2d_dxf.zip

English

Customer View Model

ENG_CVM_CVM_878513-000_A.3d_stp.zip

English

3D PDF

3D

By downloading the CAD file I accept and agree to the [Terms and Conditions](#) of use.

Datasheets & Catalog Pages

1654025_Sec4_-25

English

Raychem Molded Parts Visual Guide

English

Solutions for Defense Applications Certified to VG Standards

English



Product Specifications

Product Specification

English