




Relays & Contactors > Electromechanical Relays



Relay & Contactor Type: **General Purpose Power Relay**

Current Type: **DC**

Coil Magnetic System: **Monostable**

Contact Arrangement: **2 Form C DPDT-CO**

Contact Current Rating: **12 A**

Features

Product Type Features

Relay & Contactor Type	General Purpose Power Relay
------------------------	-----------------------------

Configuration Features

Contact Number of Poles	2
Coil Special Features	UL Coil Insulation Class F
Contact Arrangement	2 Form C DPDT-CO

Electrical Characteristics

Contact Limiting Short-Time Current	300 A
Contact Limiting Making Current	24 A
Contact Limiting Breaking Current	12 A
Insulation Initial Dielectric Between Open Contacts	1200 Vrms
Insulation Initial Dielectric Between Adjacent Contacts	2500 Vrms
Contact Switching Voltage (Max)	400 VAC
Contact Switching Load (Min)	10mA @ 12V
Coil Resistance	777 Ω
Contact Current Rating	12 A
Coil Voltage Rating	24 VDC
Contact Voltage Rating	240 VAC



Coil Power Rating DC	.759 W
Insulation Initial Dielectric Between Contacts & Coil	2500 Vrms

Body Features

Product Weight	30 g[1.058 oz]
Enclosure Type	Flux Resistant Automatic Solder Capable

Contact Features

Contact Material	AgNi90/10
------------------	-----------

Termination Features

Main Termination & Connection Type	Solder/Plug-In Terminals
Coil Termination & Connection Type	Solder/Plug-In Terminals

Mechanical Attachment

Product Mount Type	Panel & Socket Mount
--------------------	----------------------

Dimensions

Insulation Clearance Between Contact & Coil	3 mm
Insulation Creepage Between Contact & Coil	4 mm[.157 in]
Product Width	22.5 mm[.885 in]
Product Length	28 mm[1.1 in]
Product Height	29 mm[1.14 in]

Usage Conditions

Operating Temperature Range	-40 – 70 °C[-40 – 158 °F]
Environmental Category of Protection	RTII
Environmental Ambient Temperature (Max)	70 °C[158 °F]

Operation/Application

Indicator Type	LED
Current Type	DC
Coil Magnetic System	Monostable

Packaging Features

Packaging Method	Carton & Tube
------------------	---------------

Other

Coil Power Rating Class	.6 – .8 W
Contact Current Class	10 – 20 A



Environmental Ambient Temperature Class	50 – 70 °C
Height Class (Mechanical)	25 – 30 mm
Length Class (Mechanical)	25 – 30 mm
Width Class (Mechanical)	20 – 25 mm

Product Compliance

For compliance documentation, visit the product page on TE.com>

EU RoHS Directive 2011/65/EU	Compliant with Exemptions
EU ELV Directive 2000/53/EC	Compliant
China RoHS 2 Directive MIIT Order No 32, 2016	Restricted Materials Above Threshold
EU REACH Regulation (EC) No. 1907/2006	Current ECHA Candidate List: JAN 2025 (247) Candidate List Declared Against: JAN 2025 (247) Does not contain REACH SVHC
Halogen Content	Not Low Halogen - contains Br or Cl > 900 ppm.
Solder Process Capability	Hand solderable with lead free solder

Product Compliance Disclaimer

This information is provided based on reasonable inquiry of our suppliers and represents our current actual knowledge based on the information they provided. This information is subject to change. The part numbers that TE has identified as EU RoHS compliant have a maximum concentration of 0.1% by weight in homogenous materials for lead, hexavalent chromium, mercury, PBB, PBDE, DBP, BBP, DEHP, DIBP, and 0.01% for cadmium, or qualify for an exemption to these limits as defined in the Annexes of Directive 2011/65/EU (RoHS2). Finished electrical and electronic equipment products will be CE marked as required by Directive 2011/65/EU. Components may not be CE marked. Additionally, the part numbers that TE has identified as EU ELV compliant have a maximum concentration of 0.1% by weight in homogenous materials for lead, hexavalent chromium, and mercury, and 0.01% for cadmium, or qualify for an exemption to these limits as defined in the Annexes of Directive 2000/53/EC (ELV). Regarding the REACH Regulation, the information TE provides on SVHC in articles for this part number is based on the latest European Chemicals Agency (ECHA) ‘Guidance on requirements for substances in articles’ posted at this URL: <https://echa.europa.eu/guidance-documents/guidance-on-reach>

Compatible Parts



TE Part # 2071566-6  
PT78C02



TE Part # 6-1415034-1  
PT78720



TE Part # 1-1415526-1  
PT78742



TE Part # 9-1415071-1  
PT78730



TE Part # 1415526-1  
[PT78722](#)



TE Part # 2071566-3  
[PT78C2P](#)



TE Part # 4-1415033-1  
[PT78740](#)



TE Part # 5-1415043-1  
[PT78602](#)



TE Part # 1860100-1  
[PT7872P](#)



TE Part # 3-1415043-1  
[PT78604](#)



TE Part # 4-1415043-1  
[PT78600](#)



TE Part # 5-1415034-1  
[PT78741](#)



TE Part # 1393162-5  
[PT78603](#)



TE Part # 2071566-4  
[PT78A2P](#)



TE Part # 1860000-1  
[PT7874P](#)



TE Part # 6-1415043-1  
[PT78601](#)

Also in the Series | [SCHRACK Miniature Relay PT](#)




[AC Relays\(43\)](#)



[DC Relays\(66\)](#)



[Electromechanical Relays\(109\)](#)



[Plug-In Relays\(85\)](#)

Customers Also Bought



TE Part #T1319031120-000  
[H3A-TS-M20](#)



TE Part #1SNL325010R0000  
[DBL250](#)

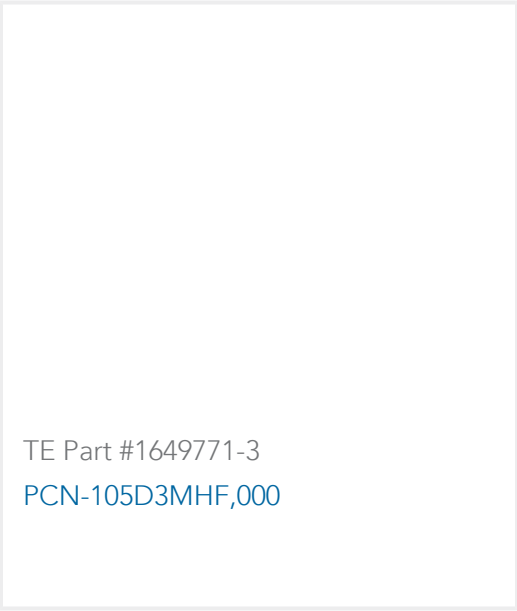


TE Part #T1130160140-000  
[H16B-TGH-S-M40](#)



TE Part #T1932241000-000  
[H24BPR-AGC](#)





Documents

CAD Files

3D PDF

3D

Customer View Model

ENG\_CVM\_CVM\_9-1415001-1\_O.2d\_dxf.zip

English

Customer View Model

ENG\_CVM\_CVM\_9-1415001-1\_O.3d\_igs.zip

English

Customer View Model

ENG\_CVM\_CVM\_9-1415001-1\_O.3d\_stp.zip

English

By downloading the CAD file I accept and agree to the [Terms and Conditions](#) of use.

Datasheets & Catalog Pages

Miniature Relay PT

English

Product Specifications

Definitions General Purpose Relays

English

Agency Approvals

VDE Certificate

English