

AMP DUOPLUG

TE Internal #: 9-1740154-6

Wire-to-Board, 6 Position, 2.5 mm [.098 in] Centerline, Insulation

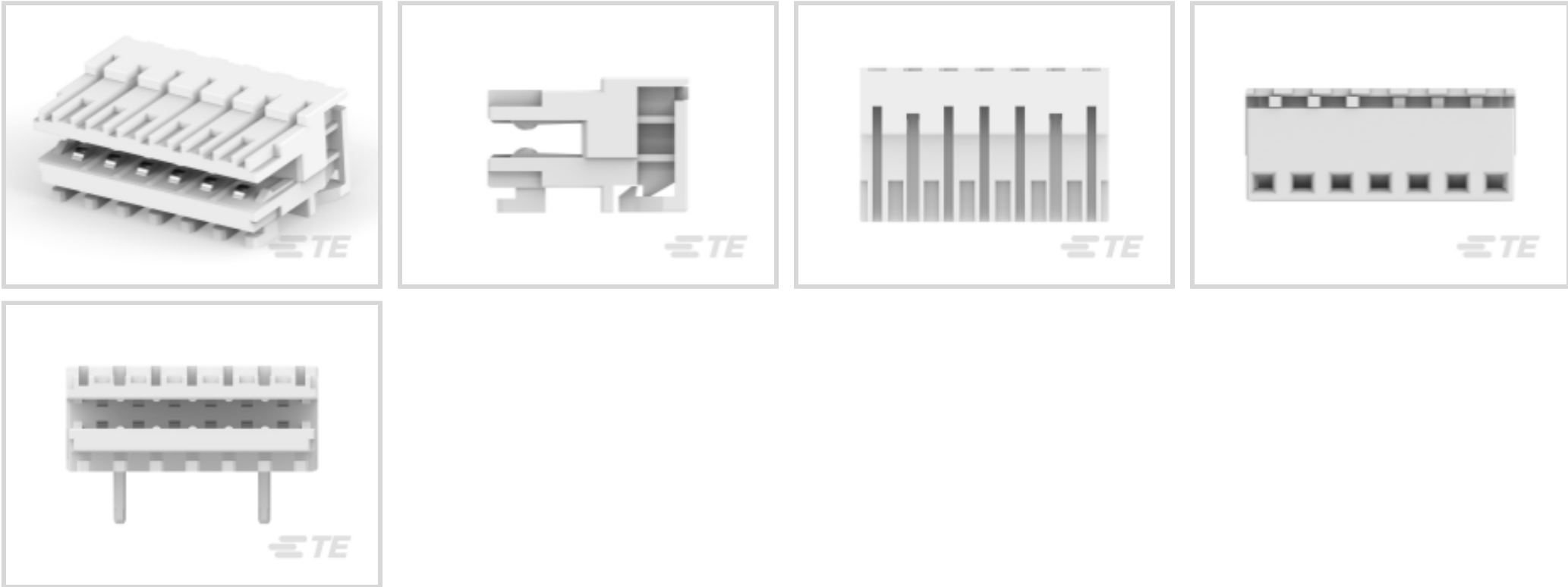
Displacement (IDC), 1 Row, Natural, PA 6 GF, Standard Edge

Connectors

[View on TE.com >](#)



Connectors > PCB Connectors > Card Edge Connectors > Standard Edge Connectors



Connector System: **Wire-to-Board**

Number of Positions: **6**

Centerline (Pitch): **2.5 mm [.098 in]**

Termination Method to Wire & Cable: **Insulation Displacement (IDC)**

Number of Rows: **1**

Features

Product Type Features

Connector System	Wire-to-Board
Connector & Housing Type	Receptacle
Connector & Contact Terminates To	Printed Circuit Board

Configuration Features

Card Entry Style	Side
Compatible With Wire & Cable Type	Discrete Wire
Number of Positions	6
Number of Rows	1
Connector Contact Load Condition	Selectively Loaded
PCB Mount Orientation	Right Angle

Body Features

Primary Product Color	Natural
-----------------------	---------

Contact Features

Contact Mating Area Plating Material	Tin (Sn)
--------------------------------------	----------



Contact Retention Within Housing	With
Contact Base Material	Copper Tin Alloy
PCB Contact Termination Area Plating Material	Tin
Contact Type	Socket
Contact Mating Area Plating Material Thickness	3 – 6 µm
Contact Current Rating (Max)	2 A

Termination Features

Termination Method to Wire & Cable	Insulation Displacement (IDC)
------------------------------------	-------------------------------

Mechanical Attachment

Mating Retention	Without
Mating Alignment Type	Polarization
Mating Alignment	With
PCB Mount Alignment	Without
PCB Mount Retention	Without
Connector Mounting Type	Cable Mount (Free-Hanging)

Housing Features

Housing Entry Configuration	Both Ends Open
Centerline (Pitch)	2.5 mm [.098 in]
Housing Material	PA 6 GF

Dimensions

PCB Thickness (Recommended)	1.5 mm [.059 in]
Compatible Insulation Diameter Range	1.2 – 1.6 mm [.047 – .063 in]
Connector Height	7.3 mm [.287 in]
Wire Size	24 – 22 AWG

Usage Conditions

Operating Temperature Range	-40 – 110 °C [-40 – 230 °F]
-----------------------------	-----------------------------

Operation/Application

Circuit Application	Signal
---------------------	--------

Industry Standards

UL Flammability Rating	UL 94V-2
Glow Wire Rating	GWT 750°C (Without Flame)



Packaging Features

Packaging Method	Box
Packaging Quantity	15400

Product Compliance


For compliance documentation, visit the product page on TE.com>

EU RoHS Directive 2011/65/EU	Compliant
EU ELV Directive 2000/53/EC	Compliant
China RoHS 2 Directive MIIT Order No 32, 2016	No Restricted Materials Above Threshold
EU REACH Regulation (EC) No. 1907/2006	Current ECHA Candidate List: JAN 2025 (247) Candidate List Declared Against: JAN 2025 (247) Does not contain REACH SVHC
Halogen Content	Not Low Halogen - contains Br or Cl > 900 ppm.
Solder Process Capability	Not applicable for solder process capability


Product Compliance Disclaimer

This information is provided based on reasonable inquiry of our suppliers and represents our current actual knowledge based on the information they provided. This information is subject to change. The part numbers that TE has identified as EU RoHS compliant have a maximum concentration of 0.1% by weight in homogenous materials for lead, hexavalent chromium, mercury, PBB, PBDE, DBP, BBP, DEHP, DIBP, and 0.01% for cadmium, or qualify for an exemption to these limits as defined in the Annexes of Directive 2011/65/EU (RoHS2). Finished electrical and electronic equipment products will be CE marked as required by Directive 2011/65/EU. Components may not be CE marked. Additionally, the part numbers that TE has identified as EU ELV compliant have a maximum concentration of 0.1% by weight in homogenous materials for lead, hexavalent chromium, and mercury, and 0.01% for cadmium, or qualify for an exemption to these limits as defined in the Annexes of Directive 2000/53/EC (ELV). Regarding the REACH Regulation, the information TE provides on SVHC in articles for this part number is based on the latest European Chemicals Agency (ECHA) 'Guidance on requirements for substances in articles' posted at this URL: <https://echa.europa.eu/guidance-documents/guidance-on-reach>


Compatible Parts




TE Part # 1-1534798-6
AMP DUOPLUG MARK II



TE Part # 1-1740501-3
AMP DUOPLUG 2.5 MKII 3P W. PCB LOCK



TE Part # 4-1534797-2
DUOPLUG MARK II CONNECTOR



TE Part # 9-1740154-3
DUOPLUG MKII FEMALE HSG WITH PCB LOCKING





TE Part # 1-1740154-5

AMP DUOPLUG2.5 MK II ASSY 5P W. PCB LOCK



TE Part # 3-1534797-3

AMP DUOPLUG MK2 CONNECTOR 13P



TE Part # 5-1534798-6

AMP DUOPLUG MK II CON. 3-20 POS. SELECTIV



TE Part # 3-1534797-2

AMP DUOPLUG MK2 CONNECTOR 12P



TE Part # 3-1534797-1

AMP DUOPLUG MK2 CONNECTOR 11P

Customers Also Bought



TE Part #0462-201-16141

SOC, SOLID, SIZE 16, 16-20AWG, NI



TE Part #DT06-6S-CE05

PLG, 6P, BLK, E, SEAL RET, CAP



TE Part #284930-6

DUOPLUG Standard, female conn.

Documents

Product Drawings

DUOPLUG MKII FEMALE HSG WITH PCB LOCKING

English

CAD Files

3D PDF

3D

Customer View Model

ENG_CVM_CVM_9-1740154-6_B_c-9-1740154-6-b.2d_dxf.zip

English

Customer View Model

ENG_CVM_CVM_9-1740154-6_B_c-9-1740154-6-b.3d_igs.zip

English

Customer View Model

ENG_CVM_CVM_9-1740154-6_B_c-9-1740154-6-b.3d_stp.zip

English

By downloading the CAD file I accept and agree to the [Terms and Conditions](#) of use.



Datasheets & Catalog Pages

RAST Connector System Catalog

English

Product Specifications

Application Specification

English

Agency Approvals

UL Report

English

UL Report

English