




Connectors > PCB Connectors > Wire-to-Board Connectors > FFC, FPC & Ribbon Connectors > Ribbon Cable Connectors >  
Female-on-Board Connector, Top Entry



Connector System: **Board-to-Board**  
Number of Positions: **20**  
Centerline (Pitch): **1.27 mm [.05 in]**  
PCB Mount Retention: **Without**  
PCB Mount Orientation: **Vertical**

[All Female-on-Board Connector, Top Entry \(67\)](#)

Features

Product Type Features

Connector Product Type	Connector Assembly
Ribbon Cable Connector Type	Female-on-Board
Ribbon Cable Connector Header Type	Shrouded
Connector System	Board-to-Board
Connector & Housing Type	Receptacle
Connector & Contact Terminates To	Printed Circuit Board

Configuration Features

Number of Positions	20
PCB Mount Orientation	Vertical
Number of Rows	2

Electrical Characteristics

Operating Voltage	100 VDC
-------------------	---------



Insulation Resistance	1000 MΩ
Body Features	
Daisy Chain	Without
Primary Product Color	Red
Connector Profile	Standard
Contact Features	
Contact Underplating Material	Nickel
PCB Contact Termination Area Plating Material Finish	Matte
Contact Mating Area Plating Material Thickness	3 – 5 μm[118.11 – 196.85 μin]
Contact Shape & Form	Dual Beam
PCB Contact Termination Area Plating Material Thickness	3 – 5 μm[118.11 – 196.85 μin]
Contact Mating Area Plating Material	Tin (Sn)
Contact Base Material	Phosphor Bronze
PCB Contact Termination Area Plating Material	Tin
Contact Type	Socket
Contact Current Rating (Max)	1.5 A
Termination Features	
Rectangular Termination Post & Tail Width	.75 mm[.029 in]
Rectangular Termination Post & Tail Thickness	.25 mm[.01 in]
Termination Method to PCB	Surface Mount
Mechanical Attachment	
Contact Retention Type Within Housing	Press-Fit
Mating Alignment	With
PCB Mount Alignment	Without
PCB Mount Retention	Without
Mating Alignment Type	Polarization
Mating Retention	With
Mating Retention Type	Contact Friction
Connector Mounting Type	Board Mount
Housing Features	
Mating Entry Location	Top
Housing Material	PA 4.6



Centerline (Pitch)	1.27 mm[.05 in]
--------------------	-----------------

Dimensions

Connector Height	5.3 mm[.21 in]
Connector Length	27.5 mm[1.078 in]
Row-to-Row Spacing	2 mm[.059 in]

Usage Conditions

Operating Temperature Range	-40 – 105 °C[-40 – 221 °F]
-----------------------------	----------------------------

Operation/Application

Solder Process Feature	Board Standoff
Assembly Process Feature	Vacuum Tape
Circuit Application	Signal

Industry Standards

Compatible With Agency/Standards Products	UL
UL Rating	Recognized
UL Flammability Rating	UL 94V-0
Compatible With Approved Standards Products	UL E28476

Packaging Features

Packaging Quantity	900
Packaging Method	Reel

Product Compliance

For compliance documentation, visit the product page on TE.com>

EU RoHS Directive 2011/65/EU	Compliant
EU ELV Directive 2000/53/EC	Compliant
China RoHS 2 Directive MIIT Order No 32, 2016	No Restricted Materials Above Threshold
EU REACH Regulation (EC) No. 1907/2006	Current ECHA Candidate List: JAN 2025 (247) Candidate List Declared Against: JAN 2025 (247) Does not contain REACH SVHC
Halogen Content	Not Low Halogen - contains Br or Cl > 900 ppm.
Solder Process Capability	Reflow solder capable to 260°C



Product Compliance Disclaimer

This information is provided based on reasonable inquiry of our suppliers and represents our current actual knowledge based on the information they provided. This information is subject to change. The part numbers that TE has identified as EU RoHS compliant have a maximum concentration of 0.1% by weight in homogenous materials for lead, hexavalent chromium, mercury, PBB, PBDE, DBP, BBP, DEHP, DIBP, and 0.01% for cadmium, or qualify for an exemption to these limits as defined in the Annexes of Directive 2011/65/EU (RoHS2). Finished electrical and electronic equipment products will be CE marked as required by Directive 2011/65/EU. Components may not be CE marked. Additionally, the part numbers that TE has identified as EU ELV compliant have a maximum concentration of 0.1% by weight in homogenous materials for lead, hexavalent chromium, and mercury, and 0.01% for cadmium, or qualify for an exemption to these limits as defined in the Annexes of Directive 2000/53/EC (ELV). Regarding the REACH Regulation, the information TE provides on SVHC in articles for this part number is based on the latest European Chemicals Agency (ECHA) 'Guidance on requirements for substances in articles' posted at this URL: <https://echa.europa.eu/guidance-documents/guidance-on-reach>

Compatible Parts

TE Part # CAT-M5833-C1121A  
MICRO-MATCH STD PB TO MOW  
CABLE ASSY

TE Part # CAT-M5833-M2934A  
Male-on-Wire Connector, Micro-MaTch

TE Part # 2-338095-0  
MICRO-MATCH COSI HSG

TE Part # CAT-M5833-C1121  
MICRO-MATCH STD MOW TO MOW  
CABLE ASSY

TE Part # CAT-M5833-M2934  
Male-on-Board Connector, Micro-MaTch

Also in the Series | Micro-MaTch Industrial

Board-In Connectors(20)

Connector Contacts(4)


Insertion & Extraction Tools(1)

Pluggable I/O Cable Assemblies(52)



Ribbon Cable Connectors(183)

Customers Also Bought



TE Part #CAT-M5833-M2934  
Male-on-Board Connector, Micro-MaTch



TE Part #788143-2  
FFC RCPT CONT,STD PRESSURE,PLT



TE Part #2420741-1  
SSA Tube 1.6mm OD x 0.5mm ID x 1m L




TE Part #2198230-3  
SFP+ Enhanced 1x2, Networking Heatsink




TE Part #8-188275-6  
MICRO-MATCH SMD FTE



TE Part #8-2301994-7  
RJ45 JACK INT.MAG. 10/100 LED 1X1



TE Part #839818-E  
IDCCS SRC 1,27 8 \* SPX SPX 140 PVC



TE Part #2-1768000-2  
LBC-13027

Documents

Product Drawings  
MICRO-MATCH SMD FTE

English

CAD Files  
Customer View Model  
ENG\_CVM\_CVM\_9-188275-0\_U.2d\_dxf.zip

English

3D PDF

3D

Customer View Model  
ENG\_CVM\_CVM\_9-188275-0\_U.3d\_igs.zip

English

Customer View Model  
ENG\_CVM\_CVM\_9-188275-0\_U.3d\_stp.zip

English

By downloading the CAD file I accept and agree to the Terms and Conditions of use.





---

Datasheets & Catalog Pages

Micro-MaTch Catalog

English

Ribbon Cable Interconnect Solutions

English

Centerline Micro-Match Connector Series

English

---

Product Specifications

Application Specification

English