




TE Internal #: 9-6474612-2

Wire-to-Board, 6 Position, 2.54 mm [.1 in] Centerline, 50.8 mm [2 in]  
Length, Printed Circuit Board, Power & Signal, Wire-to-Board  
Jumpers & Shunts

[View on TE.com >](#)

Connectors > PCB Connectors > Wire-to-Board Connectors > Wire-to-Board Jumpers & Shunts



Connector System: **Wire-to-Board**

Number of Positions: **6**

Centerline (Pitch): **2.54 mm [.1 in]**

Product Length: **50.8 mm [2 in]**

Connector & Contact Terminates To: **Printed Circuit Board**

Features

Product Type Features

Compatible With Discrete Wire Type	Solid
Connector System	Wire-to-Board
Connector & Contact Terminates To	Printed Circuit Board

Configuration Features

Number of Conductors	6
Number of Rows	1
Number of Positions	6

Electrical Characteristics

Operating Voltage	300 VAC
Impedance	117 Ω

Body Features

Jumper Insulation Material	Aramid Paper
----------------------------	--------------

Contact Features

Pin Arrangement (Right)	A
-------------------------	---



Pin Arrangement (Left)	A
Contact Current Rating (Max)	3 A

Housing Features

Centerline (Pitch)	2.54 mm[.1 in]
--------------------	----------------

Dimensions

Wire Size	24 AWG
Product Length	50.8 mm[2 in]

Usage Conditions

Operating Temperature Range	-40 – 125 °C[-40 – 257 °F]
-----------------------------	----------------------------

Operation/Application

Circuit Application	Power & Signal
---------------------	----------------

Product Compliance

For compliance documentation, visit the product page on TE.com>

EU RoHS Directive 2011/65/EU	Compliant
EU ELV Directive 2000/53/EC	Compliant
China RoHS 2 Directive MIIT Order No 32, 2016	No Restricted Materials Above Threshold
EU REACH Regulation (EC) No. 1907/2006	Current ECHA Candidate List: JAN 2025 (247) Candidate List Declared Against: JUNE 2024 (241) Does not contain REACH SVHC
Halogen Content	Not Low Halogen - contains Br or Cl > 900 ppm.
Solder Process Capability	Not reviewed for solder process capability

Product Compliance Disclaimer




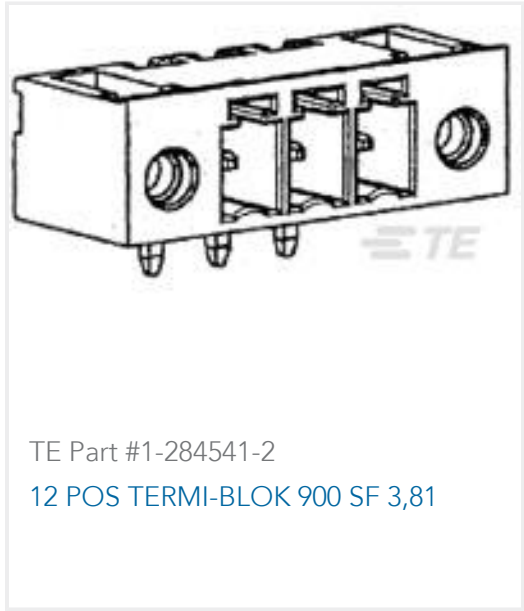
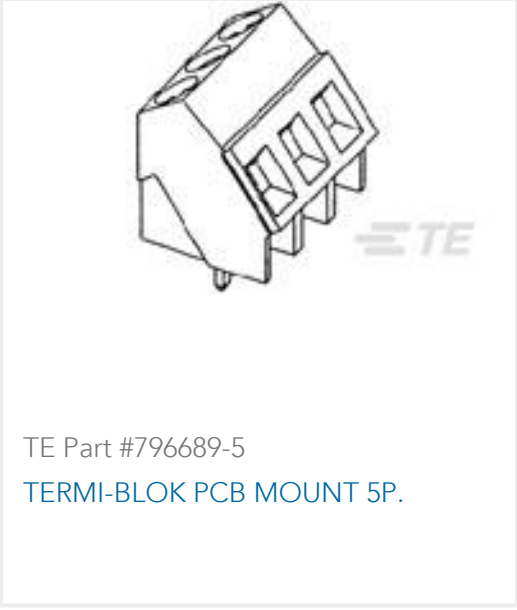
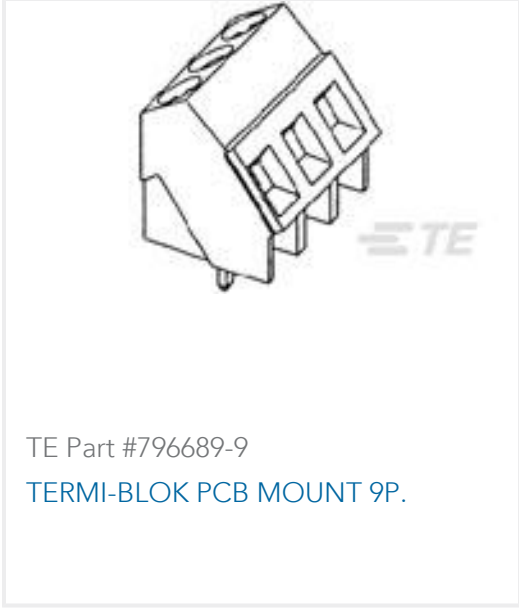

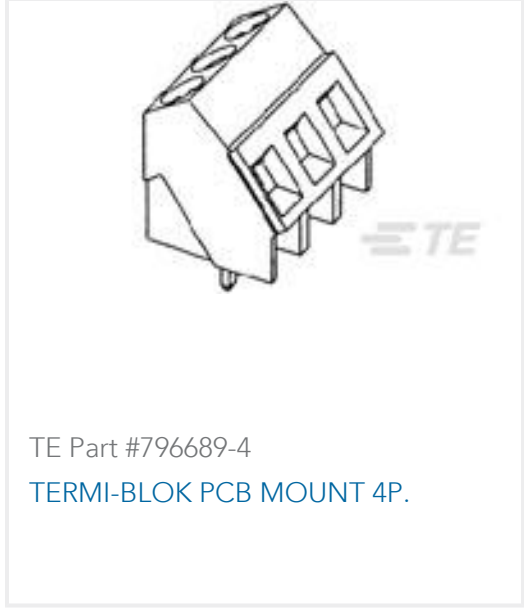

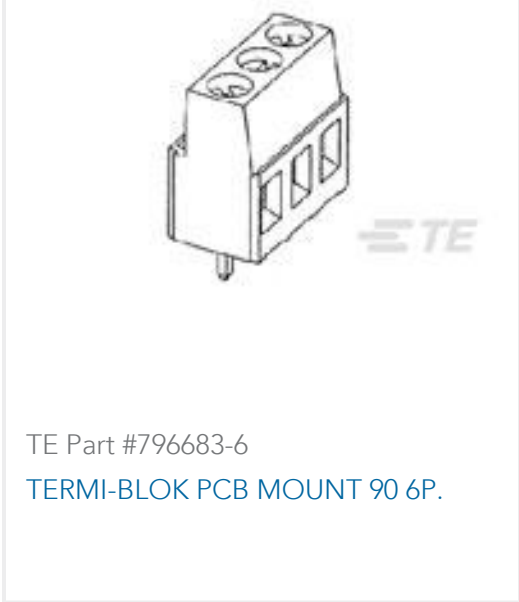
This information is provided based on reasonable inquiry of our suppliers and represents our current actual knowledge based on the information they provided. This information is subject to change. The part numbers that TE has identified as EU RoHS compliant have a maximum concentration of 0.1% by weight in homogenous materials for lead, hexavalent chromium, mercury, PBB, PBDE, DBP, BBP, DEHP, DIBP, and 0.01% for cadmium, or qualify for an exemption to these limits as defined in the Annexes of Directive 2011/65/EU (RoHS2). Finished electrical and electronic equipment products will be CE marked as required by Directive 2011/65/EU. Components may not be CE marked. Additionally, the part numbers that TE has identified as EU ELV compliant have a maximum concentration of 0.1% by weight in homogenous materials for lead, hexavalent chromium, and mercury, and 0.01% for cadmium, or qualify for an exemption to these limits as defined in the Annexes of Directive 2000/53/EC (ELV). Regarding the REACH Regulation, the information TE provides on SVHC in articles for this part number is based on the latest European Chemicals Agency (ECHA) 'Guidance on requirements for substances in articles' posted at this URL: <https://echa.europa.eu/guidance-documents/guidance-on-reach>



Compatible Parts

 <p>TE Part # 9-6474612-4 FSN-22A-8</p>	 <p>TE Part # 5-1474644-0 FSN-22A-4</p>	 <p>TE Part # 1-1474654-1 FSN-22A-12</p>	 <p>TE Part # 5-6437142-4 FSN-22A-32</p>
------------------------------------------------------------------------------------------------------------------------------	-------------------------------------------------------------------------------------------------------------------------------	---------------------------------------------------------------------------------------------------------------------------------	---------------------------------------------------------------------------------------------------------------------------------

Customers Also Bought

 <p>TE Part #1-208657-0 CPC RECEPT ASSEMBLY SIZE 11-8</p>	 <p>TE Part #4-1437661-4 TC6-10-PFH=COVER w/HOLES</p>	 <p>TE Part #796683-9 TERMI-BLOK PCB MOUNT 90 9P.</p>	 <p>TE Part #1-284541-2 12 POS TERMI-BLOK 900 SF 3,81</p>
 <p>TE Part #796689-5 TERMI-BLOK PCB MOUNT 5P.</p>	 <p>TE Part #796689-9 TERMI-BLOK PCB MOUNT 9P.</p>	 <p>TE Part #2337234-1 TACT MICRO JB 4.6X4.4X0.55 P3.5 100GF</p>	 <p>TE Part #796689-4 TERMI-BLOK PCB MOUNT 4P.</p>
 <p>TE Part #5-103904-5 6 MTE HDR SRRA LATCH W/HLDWN</p>	 <p>TE Part #796683-6 TERMI-BLOK PCB MOUNT 90 6P.</p>		

Documents

Product Drawings  
FSN-22A-6

English

Product Specifications  
Product Specification

English



[Agency Approvals](#)

[UL Report](#)

English