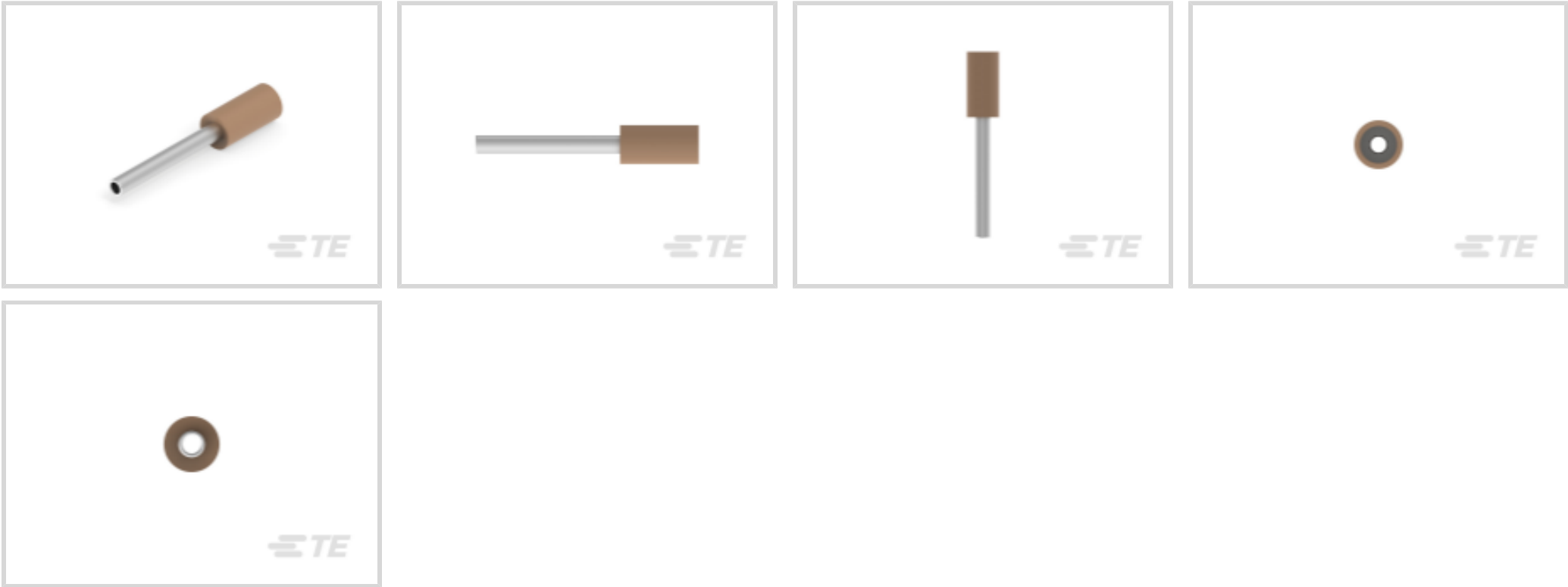




Terminals & Splices > Crimp Wire Pins, Tabs & Ferrules



Crimp Wire Terminal Type: **Ferrule**

Compatible Insulation Diameter Range: **1.5 mm [.05 in]**

Wire Size: **278 CMA**

Features

Product Type Features

Sealable	No
Compatible With Discrete Wire Type	Stranded

Configuration Features

Compatible With Wire & Cable Type	Discrete Wire
-----------------------------------	---------------

Body Features

Primary Product Color	Brown
-----------------------	-------

Contact Features

Contact Mating Area Length	8 mm[.312 in]
Crimp Wire Terminal Type	Ferrule
Barrel Type	Closed
Terminal Plating Material	Tin
Terminal Orientation	Straight

Mechanical Attachment

Wire Insulation Support	Without
-------------------------	---------

Dimensions

Strip Length	8 mm[.315 in]
--------------	---------------



2-Wire Size	26 AWG
Compatible Insulation Diameter Range	1.5 mm[.05 in]
Wire Size	278 CMA
Barrel Inside Diameter	1.6 mm[.06 in]
Terminal Material Thickness	.15 mm[.005 in]
Overall Product Length	12 mm[.472 in]

Usage Conditions

Insulation Option	Partially Insulated
-------------------	---------------------

Packaging Features

Packaging Quantity	500
Packaging Method	Bag

Product Compliance

For compliance documentation, visit the product page on TE.com>

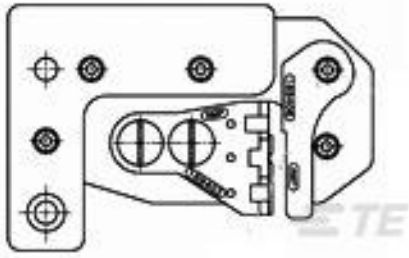
EU RoHS Directive 2011/65/EU	Compliant
EU ELV Directive 2000/53/EC	Compliant
China RoHS 2 Directive MIIT Order No 32, 2016	No Restricted Materials Above Threshold
EU REACH Regulation (EC) No. 1907/2006	Current ECHA Candidate List: JAN 2025 (247) Candidate List Declared Against: JUNE 2024 (241) Does not contain REACH SVHC
Halogen Content	Low Halogen - Br, Cl, F, I < 900 ppm per homogenous material. Also BFR/CFR/PVC Free
Solder Process Capability	Not applicable for solder process capability

Product Compliance Disclaimer


This information is provided based on reasonable inquiry of our suppliers and represents our current actual knowledge based on the information they provided. This information is subject to change. The part numbers that TE has identified as EU RoHS compliant have a maximum concentration of 0.1% by weight in homogenous materials for lead, hexavalent chromium, mercury, PBB, PBDE, DBP, BBP, DEHP, DIBP, and 0.01% for cadmium, or qualify for an exemption to these limits as defined in the Annexes of Directive 2011/65/EU (RoHS2). Finished electrical and electronic equipment products will be CE marked as required by Directive 2011/65/EU. Components may not be CE marked. Additionally, the part numbers that TE has identified as EU ELV compliant have a maximum concentration of 0.1% by weight in homogenous materials for lead, hexavalent chromium, and mercury, and 0.01% for cadmium, or qualify for an exemption to these limits as defined in the Annexes of Directive 2000/53/EC (ELV). Regarding the REACH Regulation, the information TE provides on SVHC in articles for this part number is based on the latest European Chemicals Agency (ECHA) 'Guidance on requirements for substances in articles' posted at this URL: <https://echa.europa.eu/guidance-documents/guidance-on-reach>



Compatible Parts




TE Part # 2-1579001-3
CSE10-AE22 CRIMP HEAD




TE Part # 539660-1
ADERENDHUELSEN (Ferrule) Crimp Tool


Customers Also Bought




TE Part #2301842-1
AMPL REC HD20, VERT,37P, B/L,4-40 S /LOC




TE Part #3-643819-4
04P MTA156 CONN ASSY 22AWG RED




TE Part #710979-1
XCT 4-6




TE Part #2176492-6
BMC 0402 70R 25% A Gen C




TE Part #1630027-5
HSC300 1K0 5%




TE Part #3-640434-2
02P MTA156 CONN ASSY 24AWG WHT




TE Part #3-641435-2
02P MTA156 CONN ASSY ORNG



TE Part #6-2176421-1
TLRP 2512 2.0W R047 1% 50PPM 4K RL



TE Part #L9000033-01
Antenna 1/4 Wave Short 2.4GHz RPS



TE Part #ALLPMTE-002
Mount,WHITE, ALL PURPOSE S8655P /S9025P

Documents

Product Drawings

FER,WIRE,PL SLV,.14/26,L8,BROWN,LP

English

CAD Files

Customer View Model

ENG_CVM_CVM_966292-2_O.3d_igs.zip

English



Customer View Model

[ENG_CVM_966292-2_A1.3d_igs.zip](#)

English

Customer View Model

[ENG_CVM_966292-2_A1.3d_stp.zip](#)

English

3D PDF

English

Customer View Model

[ENG_CVM_966292-2_A1.2d_dxf.zip](#)

English

By downloading the CAD file I accept and agree to the [Terms and Conditions](#) of use.

Datasheets & Catalog Pages

Wire Ferrules

English

WIRE END FERRULES

English