




Energy & Power > Power Cable Accessories > Joints & Splices



Installation Technology: **Power Gel**

Product Availability: **Americas**

Installation Instruction: **English**

Joints & Splice Product Type: **Splice Closure**

Voltage Class: **≤ 1 kV**

Features

Product Type Features

Adhesive Coating	With
Installation Technology	Power Gel
Joints & Splice Product Type	Splice Closure
Closing Method	Snap

Configuration Features

Number of Main Wires (Max)	1
----------------------------	---

Electrical Characteristics

Voltage Class	≤ 1 kV
---------------	--------

Body Features

Primary Product Color	Black
Flexibility	Semi-Flexible

Mechanical Attachment

Mechanical Reinforcement	Cable Ties
--------------------------	------------

Dimensions

Compatible Cable Diameter - Main (Min)	10 mm
Compatible Conductor Cross-Section Range	35 – 240 mm²
Compatible Conductor Range	#2 – 500 AWG/kcmil



Compatible Insulation Diameter Range	10 – 33 mm[.4 – 1.3 in]
Compatible Cable Cross-Section - Main (Max)	240 mm²
Compatible Cable Cross-Section - Main (Min)	35 mm²
Compatible Cable Diameter - Main (Max)	33 mm
Compatible Conductor Diameter Range	.4 – 1.3 mm[10 – 33 in]

Usage Conditions

Operating Temperature Range	-40 – 95 °C
Fluid Resistance Type	Hydrochloric Acid, Motor Oil, Sodium Chloride, Sodium Hydroxide
Environmental Resistance	Moisture, Protection Against Humidity, Rain, Self Sealing, Water Repelant, Weathering

Operation/Application

Mechanical Resistance	Against Mechanical Impact
UV-Stabilized	Yes
Thermal Resistance	Applicable for Low Temperatures, Applicable for High Temperatures, Flame-Retardant

Industry Standards

Compatible With Approved Standards Products	ANSI C119.1
---	-------------

Product Availability

Product Availability	Americas
----------------------	----------

Packaging Features

Packaging Method	Pieces in Polybag
Packaging Quantity	12

Other

Product Use	PowerGel-filled wraparound for LV splices and cable jacket repair
Installation Instruction	English

Product Compliance

For compliance documentation, visit the product page on TE.com>

EU RoHS Directive 2011/65/EU	Compliant
EU ELV Directive 2000/53/EC	Compliant




China RoHS 2 Directive MIIT Order No 32, 2016	No Restricted Materials Above Threshold
EU REACH Regulation (EC) No. 1907/2006	Current ECHA Candidate List: JAN 2025 (247) Candidate List Declared Against: JAN 2024 (240) Does not contain REACH SVHC
Halogen Content	Low Halogen - Br, Cl, F, I < 900 ppm per homogenous material. Also BFR/CFR/PVC Free
Solder Process Capability	Not applicable for solder process capability

Product Compliance Disclaimer

This information is provided based on reasonable inquiry of our suppliers and represents our current actual knowledge based on the information they provided. This information is subject to change. The part numbers that TE has identified as EU RoHS compliant have a maximum concentration of 0.1% by weight in homogenous materials for lead, hexavalent chromium, mercury, PBB, PBDE, DBP, BBP, DEHP, DIBP, and 0.01% for cadmium, or qualify for an exemption to these limits as defined in the Annexes of Directive 2011/65/EU (RoHS2). Finished electrical and electronic equipment products will be CE marked as required by Directive 2011/65/EU. Components may not be CE marked. Additionally, the part numbers that TE has identified as EU ELV compliant have a maximum concentration of 0.1% by weight in homogenous materials for lead, hexavalent chromium, and mercury, and 0.01% for cadmium, or qualify for an exemption to these limits as defined in the Annexes of Directive 2000/53/EC (ELV). Regarding the REACH Regulation, the information TE provides on SVHC in articles for this part number is based on the latest European Chemicals Agency (ECHA) 'Guidance on requirements for substances in articles' posted at this URL: <https://echa.europa.eu/guidance-documents/guidance-on-reach>

Compatible Parts




TE Part # C16223-000
GELWRAP-33/10-200(B6)-DE



TE Part # CA1421-000
GELWRAP-33/10-250(B12)



TE Part # C28893-000
GELWRAP-33/10-250(B6)-DE



TE Part # A36570-000
GELWRAP-33/10-250(B6)



TE Part # E13495-000
GELWRAP-33/10-150(B6)



TE Part # E86269-000
GELWRAP-33/10-200(B6)



TE Part # D70973-000
GELWRAP-33/10-350(B10)

Also in the Series | RAYCHEM GelWrap



Joints & Splices(24)

Customers Also Bought



TE Part #114017-ZZ
SEALING PLUG, SIZE 12/16, WHT



TE Part #CAT-D48-ST273
DEUTSCH Solid Contacts



TE Part #CAT-D487-W416
Wedgelocks: DEUTSCH DT



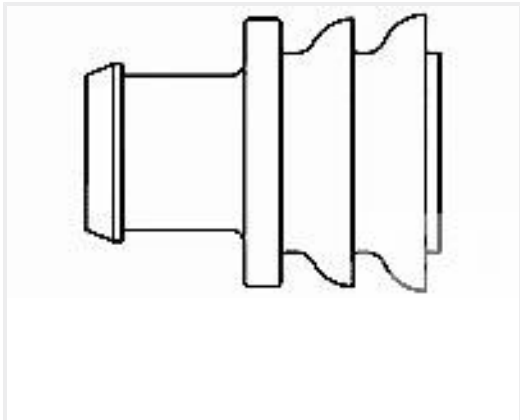
TE Part #DT06-2S
PLG, 2P, GRY, N



TE Part #DT04-2P
REC, 2P, GRY, N



TE Part #CAT-AM71-CH8172
AMP SUPERSEAL 1.5MM,
CONNECTOR HOUSING



TE Part #281934-2
SINGLE WIRE SEAL

Documents

Product Drawings
GELWRAP-33/10-300(B12)

English

Datasheets & Catalog Pages
GELWRAP-WRAPAROUND-SLEEVE-CABLE-ACCESSORIES

English