



TE Internal #: CKA269N00450051000
Cable-to-Cable, Power & Signal, Cable Mount (Free-Hanging),
Electrodeposited Nickel, Zinc Alloy, PBT GF, 40 Shell Size,
Shielded, 0° Alignment Keyed
[View on TE.com >](#)

Connectors > Circular Connectors > Standard Circular Connectors



Connector System: **Cable-to-Cable**
Sealable: **No**
Circuit Application: **Power & Signal**
Connector Mounting Type: **Cable Mount (Free-Hanging)**
Shell Plating Material: **Electrodeposited Nickel**

Features

Product Type Features

Connector Product Type	Connector Assembly
Connector System	Cable-to-Cable
Sealable	No
Shell Type	Metal

Electrical Characteristics

Operating Voltage	250 VDC, 630 VDC
-------------------	------------------

Body Features

Environmental Protection	IP67
Shell Plating Material	Electrodeposited Nickel
Shell Base Material	Zinc Alloy
Circular Connector Insulation Material Type	PBT GF

Mechanical Attachment

Mating Retention Type	Speedtec (Triple Start Threaded)
Connector Mounting Type	Cable Mount (Free-Hanging)



Housing Features

Circular Connector Shell Size	40
Alignment Keyed	0°

Dimensions

Cable Diameter Range	16.5 – 25 mm[.65 – .98 in]
----------------------	----------------------------

Usage Conditions

Operating Temperature Range	-20 – 130 °C[-4 – 266 °F]
-----------------------------	---------------------------

Operation/Application

Durability Rating	500 Cycles
Circuit Application	Power & Signal
Shielded	Yes

Industry Standards

UL Flammability Rating	UL 94V-0
Compatible With Approved Standards Products	UL

Product Compliance

For compliance documentation, visit the product page on TE.com>

EU RoHS Directive 2011/65/EU	Compliant with Exemptions
EU ELV Directive 2000/53/EC	Compliant with Exemptions
China RoHS 2 Directive MIIT Order No 32, 2016	Restricted Materials Above Threshold
EU REACH Regulation (EC) No. 1907/2006	Current ECHA Candidate List: JAN 2025 (247) Candidate List Declared Against: JUNE 2024 (241) SVHC > Threshold: Pb (3.5% in Component) Article Safe Usage Statements: Do not eat, drink or smoke when using this product. Wash thoroughly after handling. Recycle if possible and dispose of the article by following all applicable governmental regulations relevant to your geographic location.
Halogen Content	Not Yet Reviewed for halogen content
Solder Process Capability	Not reviewed for solder process capability

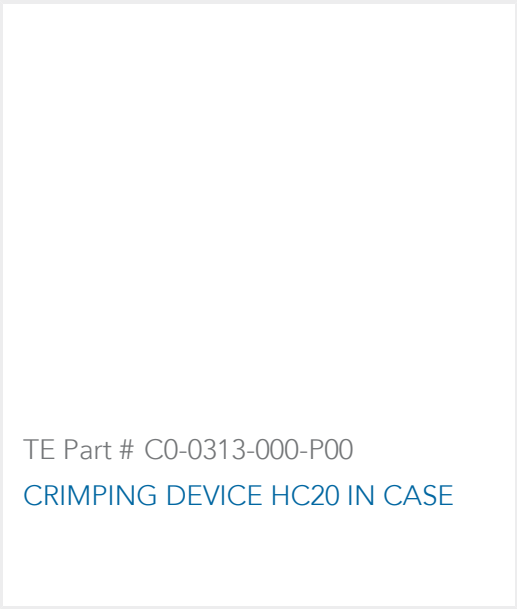

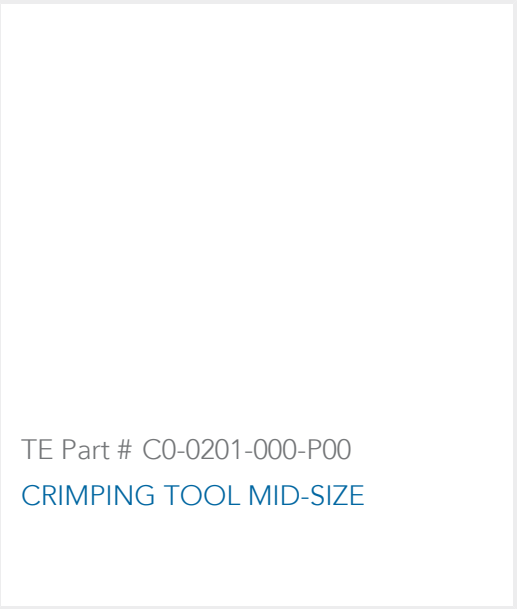

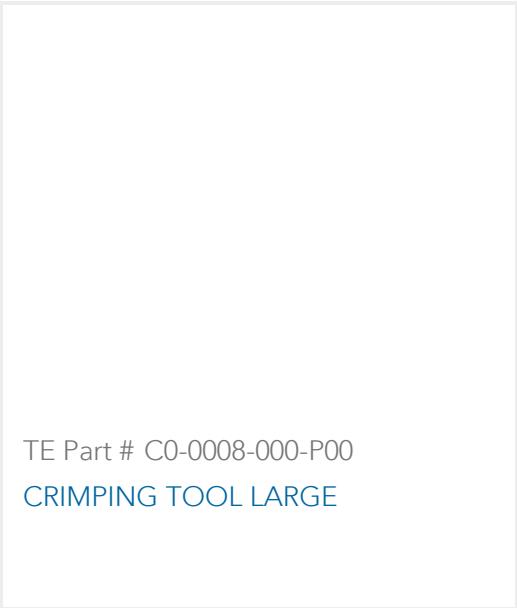



Product Compliance Disclaimer

This information is provided based on reasonable inquiry of our suppliers and represents our current actual knowledge based on the information they provided. This information is subject to change. The part numbers that TE has identified as EU RoHS compliant have a maximum concentration of 0.1% by weight in homogenous materials for lead, hexavalent chromium, mercury, PBB, PBDE, DBP, BBP, DEHP, DIBP, and 0.01% for cadmium, or qualify for an exemption to these limits as defined in the Annexes of Directive 2011/65/EU (RoHS2). Finished electrical and electronic equipment products will be CE marked as required by Directive 2011/65/EU. Components may not be CE marked. Additionally, the part











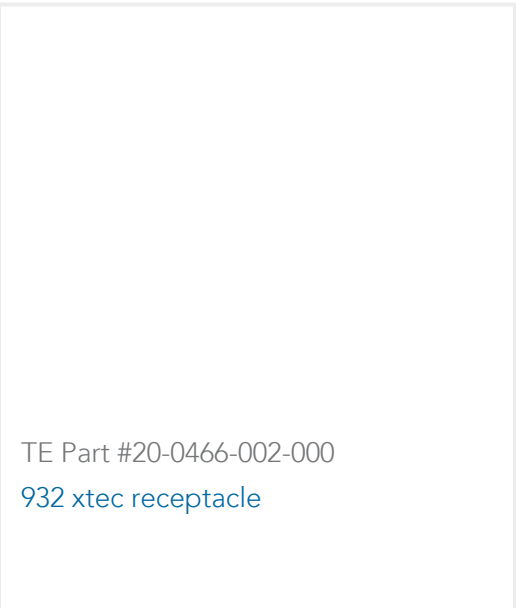
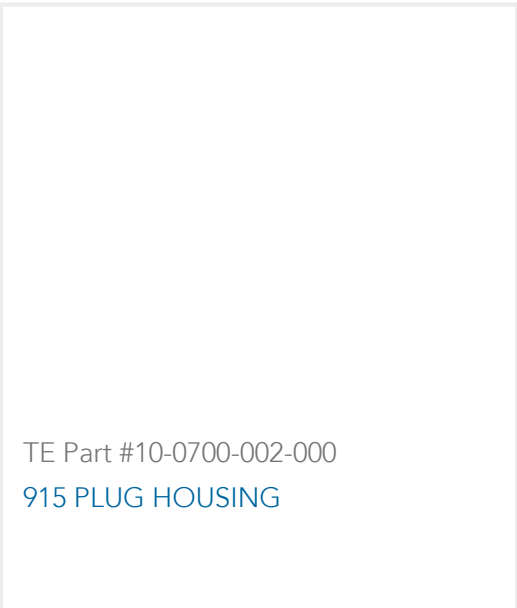
numbers that TE has identified as EU ELV compliant have a maximum concentration of 0.1% by weight in homogenous materials for lead, hexavalent chromium, and mercury, and 0.01% for cadmium, or qualify for an exemption to these limits as defined in the Annexes of Directive 2000/53/EC (ELV). Regarding the REACH Regulation, the information TE provides on SVHC in articles for this part number is based on the latest European Chemicals Agency (ECHA) ‘Guidance on requirements for substances in articles’ posted at this URL: <https://echa.europa.eu/guidance-documents/guidance-on-reach>

Compatible Parts

 <p>TE Part # C0-0313-000-P00 CRIMPING DEVICE HC20 IN CASE</p>	 <p>TE Part # C0-0010-000-000 POSITIONING INSERT FOR 3.6 MM CONTACTS</p>	 <p>TE Part # C0-0201-000-P00 CRIMPING TOOL MID-SIZE</p>	 <p>TE Part # CSA265N00450001000 940 PLUG</p>
 <p>TE Part # C0-0008-000-P00 CRIMPING TOOL LARGE</p>	 <p>TE Part # C0-0009-000-000 POSITIONING INSERT FOR 2 MM CONTACTS</p>	 <p>TE Part # CDA265N00000001000 940 BULKHEAD CONNECTOR</p>	 <p>TE Part # C0-0236-000-P00 DIGITAL CRIMPING TOOL, MID SIZE</p>

Customers Also Bought

 <p>TE Part #PKA002N0085050A000 917 SINGLETEC EXTENSION</p>	 <p>TE Part #BKA854N0085155A000 917 EXTENSION, SPEEDTEC-READY</p>	 <p>TE Part #CDA265N00000001000 940 BULKHEAD CONNECTOR</p>	 <p>TE Part #ASA020N00610235000 623 PLUG</p>
 <p>TE Part #BSA852N0086201A000 917 PLUG</p>	 <p>TE Part #60-0225-011-000 CONTACT SOCKET 3,6 MM</p>	 <p>TE Part #CSA263N00250001000 940 PLUG</p>	 <p>TE Part #50-0453-000-000 623 Kabelklemmung</p>



Documents

CAD Files

3D PDF

3D

Customer View Model

ENG_CVM_CVM_CKA269N00450051000_A.2d_dxf.zip

English

Customer View Model

ENG_CVM_CVM_CKA269N00450051000_A.3d_igs.zip

English

Customer View Model

ENG_CVM_CVM_CKA269N00450051000_A.3d_stp.zip

English

By downloading the CAD file I accept and agree to the [Terms and Conditions](#) of use.

Datasheets & Catalog Pages

CKA269N00450051000

English

fuer Datenblaetter, die online konfigurierbar sind

German

Product Specifications

German