



Connectors > Terminal Junction Modules & Accessories > Terminal Junction Modules



Terminal Junction System Component Type: **In-line Junction Splice**
Compatible With Contact Size: **20**
Operating Temperature Range: **-67 – 392 °C**

Features

Product Type Features

Terminal Junction System Component Type	In-line Junction Splice
---	-------------------------

Body Features

Connector Seal Material	Elastomer
-------------------------	-----------

Contact Features

Compatible With Contact Size	20
------------------------------	----

Usage Conditions

Operating Temperature Range	-67 – 392 °C
-----------------------------	--------------

Product Compliance

[For compliance documentation, visit the product page on TE.com>](#)

EU RoHS Directive 2011/65/EU	Not Compliant
EU ELV Directive 2000/53/EC	Compliant
China RoHS 2 Directive MIIT Order No 32, 2016	Restricted Materials Above Threshold
EU REACH Regulation (EC) No. 1907/2006	Current ECHA Candidate List: JAN 2025 (247) Candidate List Declared Against: JAN 2025 (247) SVHC > Threshold: Pb (3.5% in Component Part) Octamethylcyclotetrasiloxane (D4) (1% in Component Part) Article Safe Usage Statements: Do not eat, drink or smoke when using this product. Wash thoroughly after handling. Recycle if possible and dispose of the article by following all applicable governmental regulations relevant to your geographic location.




Halogen Content	Not Yet Reviewed for halogen content
Solder Process Capability	Not reviewed for solder process capability


Product Compliance Disclaimer

This information is provided based on reasonable inquiry of our suppliers and represents our current actual knowledge based on the information they provided. This information is subject to change. The part numbers that TE has identified as EU RoHS compliant have a maximum concentration of 0.1% by weight in homogenous materials for lead, hexavalent chromium, mercury, PBB, PBDE, DBP, BBP, DEHP, DIBP, and 0.01% for cadmium, or qualify for an exemption to these limits as defined in the Annexes of Directive 2011/65/EU (RoHS2). Finished electrical and electronic equipment products will be CE marked as required by Directive 2011/65/EU. Components may not be CE marked. Additionally, the part numbers that TE has identified as EU ELV compliant have a maximum concentration of 0.1% by weight in homogenous materials for lead, hexavalent chromium, and mercury, and 0.01% for cadmium, or qualify for an exemption to these limits as defined in the Annexes of Directive 2000/53/EC (ELV). Regarding the REACH Regulation, the information TE provides on SVHC in articles for this part number is based on the latest European Chemicals Agency (ECHA) ‘Guidance on requirements for substances in articles’ posted at this URL: <https://echa.europa.eu/guidance-documents/guidance-on-reach>


Customers Also Bought




TE Part #690887-000
B-050-01




TE Part #DG1236R1419S33025
PLUG ASSY




TE Part #D369-STB-9
369 9 WAY BACKSHELL STRAIGHT
TIE WRAP




TE Part #YD369-MP99-AP10000
369 9 WAY SHIELDED PLUG, CRIMP,
PIN




TE Part #1-604772-9
CABLE TIE, 8" L, NATURAL, 100PK




TE Part #YD369-MR99-NP10000
369 9 WAY SHIELDED REC, CRIMP,
PIN




TE Part #YD369-P99-NP300000
369 9 WAY PLUG, 20/22 CONTACTS,
PIN



TE Part #EP4389-000
82A6081-00-9



TE Part #ABC03N-16S-4048
IN-LINE RECP



TE Part #ABC06N-22S-4048
IN-LINE PLUG

Documents

Product Drawings
JUNCTION ASSY



English

CAD Files

3D PDF

3D

Customer View Model

ENG_CVM_CVM_CTL-20-513_99.2d_dxf.zip

English

Customer View Model

ENG_CVM_CVM_CTL-20-513_99.3d_igs.zip

English

Customer View Model

ENG_CVM_CVM_CTL-20-513_99.3d_stp.zip

English

By downloading the CAD file I accept and agree to the [Terms and Conditions](#) of use.

Datasheets & Catalog Pages

DEUTSCH CTJ Series Common Termination System

English