



Connectors > Rectangular Connectors > Standard Rectangular Connectors > Rectangular Connectors: 9-Way Plug



Connector Product Type: **Connector Assembly**
Connector & Housing Type: **Plug**
Mating Alignment: **With**
Mating Alignment Type: **Keyed**
Mating Retention: **With**

[All Rectangular Connectors: 9-Way Plug \(27\)](#)

Features

Product Type Features

Connector Seal & Plug Type	Triple-Seal
Connector Shell Size	09
Connector Product Type	Connector Assembly
Connector & Housing Type	Plug
Connector System	Wire-to-Wire
Insertion Force Type	Normal
Sealable	Yes
Connector & Contact Terminates To	Wire & Cable

Configuration Features

Number of Columns	3
Number of Cavities	9
Number of Power Positions	9
Contacts Preloaded	Yes
Number of Positions	9
Number of Rows	3

Electrical Characteristics



Operating Voltage	400 VAC
-------------------	---------

Body Features

Connector & Keying Code	N
Connector Seal Color	Natural
Seal Material	Fluorosilicone
Cable Exit Angle	180°
Seal Type	Grommet Seal, Interfacial Seal
Primary Product Color	Black

Contact Features

Contact Size	Size 22
Wire Contact Termination Area Plating Material	Gold
Contact Type	Socket
Contact Mating Area Plating Material	Gold (Au)
Contact Retention Within Housing	With
Contact Current Rating (Max)	5 A

Termination Features

Termination Method to Wire & Cable	Crimp
------------------------------------	-------

Mechanical Attachment

Strain Relief	Without
Mating Alignment	With
Mating Alignment Type	Keyed
Mating Retention	With
Mating Retention Type	Button Latch

Housing Features

Housing Material	Composite
Shell Material	Composite
Centerline (Pitch)	2.54 mm[.1 in]

Dimensions

Row-to-Row Spacing	2.54 mm[.1 in]
Compatible Insulation Diameter Range	.71 – 1.37 mm[.028 – .054 in]

Usage Conditions

Operating Temperature Range	-55 – 175 °C[-67 – 347 °F]
-----------------------------	----------------------------



Operation/Application

Shielded	No
Circuit Application	Power & Signal

Packaging Features

Packaging Quantity	1
Packaging Method	Package

Product Compliance

For compliance documentation, visit the product page on TE.com>

EU RoHS Directive 2011/65/EU	Compliant with Exemptions
EU ELV Directive 2000/53/EC	Compliant with Exemptions
China RoHS 2 Directive MIIT Order No 32, 2016	Restricted Materials Above Threshold
EU REACH Regulation (EC) No. 1907/2006	Current ECHA Candidate List: JAN 2025 (247) Candidate List Declared Against: JAN 2024 (240) SVHC > Threshold: Pb (1.2% in In alloy) Article Safe Usage Statements: Do not eat, drink or smoke when using this product. Wash thoroughly after handling. Recycle if possible and dispose of the article by following all applicable governmental regulations relevant to your geographic location.
Halogen Content	Low Halogen - Br, Cl, F, I < 900 ppm per homogenous material. Also BFR/CFR/PVC Free
Solder Process Capability	Not reviewed for solder process capability

Product Compliance Disclaimer

This information is provided based on reasonable inquiry of our suppliers and represents our current actual knowledge based on the information they provided. This information is subject to change. The part numbers that TE has identified as EU RoHS compliant have a maximum concentration of 0.1% by weight in homogenous materials for lead, hexavalent chromium, mercury, PBB, PBDE, DBP, BBP, DEHP, DIBP, and 0.01% for cadmium, or qualify for an exemption to these limits as defined in the Annexes of Directive 2011/65/EU (RoHS2). Finished electrical and electronic equipment products will be CE marked as required by Directive 2011/65/EU. Components may not be CE marked. Additionally, the part numbers that TE has identified as EU ELV compliant have a maximum concentration of 0.1% by weight in homogenous materials for lead, hexavalent chromium, and mercury, and 0.01% for cadmium, or qualify for an exemption to these limits as defined in the Annexes of Directive 2000/53/EC (ELV). Regarding the REACH Regulation, the information TE provides on SVHC in articles for this part number is based on the latest European Chemicals Agency (ECHA) ‘Guidance on requirements for substances in articles’ posted at this URL: <https://echa.europa.eu/guidance-documents/guidance-on-reach>

Compatible Parts

D369-P99-NS1

Connector Assembly, Plug, Crimp, Wire-to-Wire, Gold (Au), Normal, 9 Position, DEUTSCH 369, Rectangular Wire & Cable Connectors & Housings



TE Part # D369-R99-NP1
369 9 WAY REC, CRIMP, PIN



TE Part # YD369-B99-NP100000
369 9 WAY PANEL MOUNT REC, CRIMP, PIN


Also in the Series | DEUTSCH 369



PCB Headers & Receptacles(91)



Rectangular Power Connectors(403)



Standard Rectangular Connectors(358)



Wire-to-Board Headers & Receptacles (91)

Customers Also Bought



TE Part #ABC03N-12S-4048
IN-LINE RECP



TE Part #ABC06N-16P-4048
IN-LINE PLUG



TE Part #D369-P66-NP1
369 6 WAY PLUG, CRIMP, PIN



TE Part #D369-P33-NS1
369 3 WAY PLUG, CRIMP, SKT



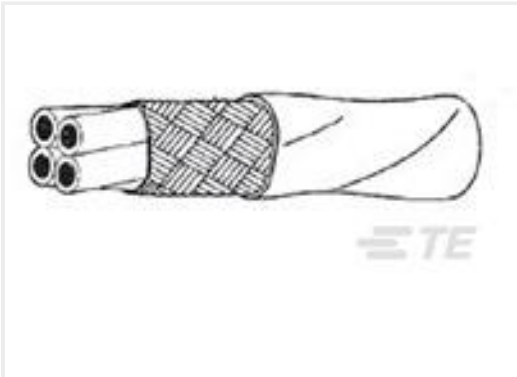
TE Part #D369-STB-6
369 6 WAY BACKSHELL STRAIGHT TIE WRAP




TE Part #D369-R66-NS1
369 6 WAY REC, CRIMP, SKT



TE Part #ABC03N-20S-4048
IN-LINE RECP



TE Part #134655-000
55PC1141-20-CML4-9CS2502



TE Part #213598-2
CNV OUTLET PC BOARD MNT,BLACK



TE Part #D369-STB-9
369 9 WAY BACKSHELL STRAIGHT TIE WRAP



Documents

Product Drawings

369 9 WAY PLUG, CRIMP, SKT

English

CAD Files

3D PDF

3D

Customer View Model

ENG_CVM_CVM_D369-P99-NS1_3_c-d369-p99-ns1-3.2d_dxf.zip

English

Customer View Model

ENG_CVM_CVM_D369-P99-NS1_3_c-d369-p99-ns1-3.3d_igs.zip

English

Customer View Model

ENG_CVM_CVM_D369-P99-NS1_3_c-d369-p99-ns1-3.3d_stp.zip

English

By downloading the CAD file I accept and agree to the [Terms and Conditions](#) of use.

Product Specifications

Product Specification

English