

DTP04-4P-E004

✓ ACTIVE

DEUTSCH | DEUTSCH DT, DEUTSCH DTP

TE Internal #: DTP04-4P-E004

4 Position Housing, Housing for Male Terminals, Wire-to-Wire, 6.7 mm [.264 in] Centerline, Sealable, Black, Wire & Cable, Power, Hybrid

[View on TE.com >](#)



Connectors > Automotive Connectors > Automotive Housings > DEUTSCH DTP Housings



Number of Positions: 4

Connector & Housing Type: **Housing for Male Terminals**

Mating Pin Diameter: 2.4 mm [.094 in]

Connector System: **Wire-to-Wire**

Centerline (Pitch): 6.7 mm [.264 in]

[All DEUTSCH DTP Housings \(34\)](#)

Features

Product Type Features

Mixed & Hybrid Connector	No
Connector Shape	Rectangular
Connector & Housing Type	Housing for Male Terminals
Connector System	Wire-to-Wire
Sealable	Yes
Primary Locking Feature	Integrated in Housing
Connector & Contact Terminates To	Wire & Cable

Configuration Features

Blank Cavity Position	0
Connector Seal Code	N Seal
Number of Positions	4
Number of Rows	2



Electrical Characteristics

Operating Voltage	200 VDC
Nominal Voltage Architecture	12 V, 24 V

Body Features

Cable Exit Angle	180°
Primary Product Color	Black

Contact Features

Contact Size	Size 12
Contact Type	Pin
Mating Pin Diameter	2.4 mm[.094 in]
Contact Current Rating (Max)	25 A

Mechanical Attachment

Strain Relief	Without
Terminal Position Assurance	Yes
Mating Alignment Type	Polarization
Mating Alignment	With
Connector Mounting Type	Cable Mount (Free-Hanging)

Housing Features

Housing Material	PA 66 GF15
Centerline (Pitch)	6.7 mm[.264 in]

Dimensions

Row-to-Row Spacing	10.2 mm[.4 in]
Compatible Insulation Diameter Range	3.4 – 4.3 mm[.134 – .17 in]
Product Width	26.9 mm[1.06 in]
Product Length	27.1 mm[1.07 in]
Connector Height	47.3 mm[1.86 in]

Usage Conditions

Operating Temperature (Max)	125 °C[257 °F]
Operating Temperature Range	-55 – 125 °C[-67 – 257 °F]

Operation/Application

Circuit Application	Power
---------------------	-------

Industry Standards



IP Rating	IP68, IP6K9K
Compatible With Agency/Standards Products	SAE J2030
UL Flammability Rating	UL 94V-0

Packaging Features

Packaging Quantity	1
Packaging Method	Package

Other

Serviceable	Yes
Connector Position Assurance Capable	No

Product Compliance

For compliance documentation, visit the product page on TE.com>

EU RoHS Directive 2011/65/EU	Compliant
EU ELV Directive 2000/53/EC	Compliant
China RoHS 2 Directive MIIT Order No 32, 2016	No Restricted Materials Above Threshold
EU REACH Regulation (EC) No. 1907/2006	Current ECHA Candidate List: JAN 2025 (247) Candidate List Declared Against: JAN 2025 (247) SVHC > Threshold: Dodecamethylcyclohexasiloxane (D6) (.5% in 27519261130) Decamethylcyclopentasiloxane (D5) (.5% in 27519261130) Octamethylcyclotetrasiloxane (D4) (.5% in 26660635507) Article Safe Usage Statements: Wash thoroughly after handling. Recycle if possible and dispose of the article by following all applicable governmental regulations relevant to your geographic location.
Halogen Content	Not Low Halogen - contains Br or Cl > 900 ppm.

Solder Process Capability	Not reviewed for solder process capability
---------------------------	--


Product Compliance Disclaimer

This information is provided based on reasonable inquiry of our suppliers and represents our current actual knowledge based on the information they provided. This information is subject to change. The part numbers that TE has identified as EU RoHS compliant have a maximum concentration of 0.1% by weight in homogenous materials for lead, hexavalent chromium, mercury, PBB, PBDE, DBP, BBP, DEHP, DIBP, and 0.01% for cadmium, or qualify for an exemption to these limits as defined in the Annexes of Directive 2011/65/EU (RoHS2). Finished electrical and electronic equipment products will be CE marked as required by Directive 2011/65/EU. Components may not be CE marked. Additionally, the part numbers that TE has identified as EU ELV compliant have a maximum concentration of 0.1% by weight in homogenous materials for lead, hexavalent chromium, and mercury, and 0.01% for cadmium, or qualify for an exemption to these limits as defined in the Annexes of Directive 2000/53/EC (ELV). Regarding the REACH Regulation, the information TE provides



on SVHC in articles for this part number is based on the latest European Chemicals Agency (ECHA) ‘Guidance on requirements for substances in articles’ posted at this URL: <https://echa.europa.eu/guidance-documents/guidance-on-reach>

Compatible Parts



TE Part # 1060-12-0244
PIN, SF, SIZE 12, 10, AU/SN



TE Part # 1060-12-0144
PIN, SF, SIZE 12, 12-14, AU/SN



TE Part # CAT-D48-SP729
DEUTSCH Sealing Plugs



TE Part # 1924487-2
MOUNTING CLIP, AMPSEAL 16



TE Part # DT-RT1
EXT TOOL, FRONT RELEASE



TE Part # CAT-D48-ST273
DEUTSCH Solid Contacts



TE Part # DTP4P-BT-EN
BOOT, 4P, REC, ST, LONG, GRY



TE Part # DTP4P-BT
BOOT, 4P, REC, ST, GRY



TE Part # CAT-D486-CH8172
DEUTSCH DTP Housings



TE Part # 1060-12-0166
PIN, SF, SIZE 12, 12-14, NI/SN



TE Part # CAT-D487-M8649
DEUTSCH DT Mounting Clips



TE Part # 1011-114-0405
SEAL RET, 4P, BLK, DTP




TE Part # 1060-12-0222
PIN, SF, SIZE 12, 10, NI/NI



TE Part # WP-4P
WEDGE LOCK, 4P, REC, ORG, DTP

Also in the Series | **DEUTSCH DT**



Automotive Connector Locks & Position Assurance(4)



Automotive Housings(34)



Connector Caps & Covers(1)




Connector Seals & Cavity Plugs(2)




Connector Strain Relief(31)




Other Automotive Connector Accessories(4)



PCB Headers & Receptacles(5)




Rectangular Backshells & Clamps(3)



Wire-to-Board Headers & Receptacles (5)


Also in the Series | **DEUTSCH DTP**



Automotive Connector Locks & Position Assurance(4)



Automotive Headers(5)




Automotive Housings(34)




Connector Seals & Cavity Plugs(2)



Insertion & Extraction Tools(3)




Other Automotive Connector Accessories(4)



PCB Headers & Receptacles(5)



Rectangular Backshells & Clamps(3)



Wire-to-Board Headers & Receptacles
(5)

Customers Also Bought



TE Part #1060-12-0222
PIN, SF, SIZE 12, 10, NI/NI



TE Part #CAT-D486-W416
DEUTSCH DTP Wedgelocks



TE Part #456134-5
CRIMPER, INSULATION "F"(.130")



TE Part #DTP06-4S-CE02
PLG, 4P, BLK, E



TE Part #HDP26-24-9PE
PLG, 9P, BLK, E, 4/8/12, P




TE Part #HD36-24-19SE-072
PLG, 19P, AL, E, THD ADPT, DRAIN,12 /16,S



TE Part #1717677-1
CAP ASSY,12P,BRACKET REVERSE TYPE,ATAC C



TE Part #0460-208-16141
PIN, SOLID, SIZE 16, EXTENDED PCB, NI



TE Part #DTM04-08PA-KIT
DTM04-08PA AND WEG ONLY

Documents

Product Drawings

REC, 4P, BLK, N

English

CAD Files

3D PDF

3D

Customer View Model

ENG_CVM_CVM_DTP04-4P-E004_A.2d_dxf.zip



English

Customer View Model

[ENG_CVM_CVM_DTP04-4P-E004_A.3d_igs.zip](#)

English

Customer View Model

[ENG_CVM_CVM_DTP04-4P-E004_A.3d_stp.zip](#)

English

By downloading the CAD file I accept and agree to the [Terms and Conditions](#) of use.

Datasheets & Catalog Pages

[ICT Terminals and Connectors Catalogue](#)

English

[CONNECTOR SELECTOR](#)

English

Product Specifications

[Application Specification](#)

English

Agency Approvals

[UL Report](#)

English