

AXISENSE-2-002

✕ OBSOLETE

MEAS | MEAS AXISENSE-2

TE Internal #: G-NSDOG2-002

TE Internal Description: AXISENSE-2 V-OUT-45 TILT SENSOR


FLOOR MT

AXISENSE-2 V-OUT TILT SENSOR FLOOR MOUNT

[View on TE.com >](#)



Sensors > Position Sensors > Tilt Sensors & Inclinometers > AXISENSE-2 V-OUT TILT SENSOR FLOOR MOUNT



Measurement Principle: MEMS

Sensor Package: Plastic Housing

Measurement Axes: Dual Axis

Measurement Ranges: up to +/- 45 °

Housing Width: Up to 70 mm

[All AXISENSE-2 V-OUT TILT SENSOR FLOOR MOUNT \(0\)](#)

Features

Product Type Features

Sensor Package	Plastic Housing
Interface Signal Type	Analog

Configuration Features

Electrical Connection	Connector TE/AMP
-----------------------	------------------

Electrical Characteristics

Analog Interface Voltage	.5 – 4.5 V
Supply Voltage	8 – 30 VDC

Body Features

Product Orientation	Horizontal
---------------------	------------

Dimensions

Resolution	up to +/- .01 °
Measurement Ranges	up to +/- 45 °
Housing Width	Up to 70 mm
Accuracy	up to +/- .5 °

Usage Conditions

--	--



Operating Temperature Range	-40 – 85 °C[-40 – 185 °F]
Measurement Principle	MEMS

Industry Standards

IP Rating	IP67
-----------	------

Other

Measurement Axes	Dual Axis
------------------	-----------

Product Compliance

For compliance documentation, visit the product page on TE.com>

EU RoHS Directive 2011/65/EU	Compliant with Exemptions
EU ELV Directive 2000/53/EC	Compliant with Exemptions
China RoHS 2 Directive MIIT Order No 32, 2016	Restricted Materials Above Threshold
EU REACH Regulation (EC) No. 1907/2006	Current ECHA Candidate List: JAN 2025 (247) Candidate List Declared Against: JUNE 2024 (241) SVHC > Threshold: Pb (3% in Component Part) <b>Article Safe Usage Statements:</b> Do not eat, drink or smoke when using this product. Wash thoroughly after handling. Recycle if possible and dispose of the article by following all applicable governmental regulations relevant to your geographic location.
Halogen Content	Not Yet Reviewed for halogen content
Solder Process Capability	Not applicable for solder process capability

Product Compliance Disclaimer

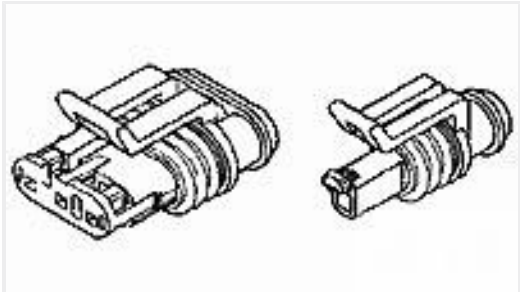
This information is provided based on reasonable inquiry of our suppliers and represents our current actual knowledge based on the information they provided. This information is subject to change. The part numbers that TE has identified as EU RoHS compliant have a maximum concentration of 0.1% by weight in homogenous materials for lead, hexavalent chromium, mercury, PBB, PBDE, DBP, BBP, DEHP, DIBP, and 0.01% for cadmium, or qualify for an exemption to these limits as defined in the Annexes of Directive 2011/65/EU (RoHS2). Finished electrical and electronic equipment products will be CE marked as required by Directive 2011/65/EU. Components may not be CE marked. Additionally, the part numbers that TE has identified as EU ELV compliant have a maximum concentration of 0.1% by weight in homogenous materials for lead, hexavalent chromium, and mercury, and 0.01% for cadmium, or qualify for an exemption to these limits as defined in the Annexes of Directive 2000/53/EC (ELV). Regarding the REACH Regulation, the information TE provides on SVHC in articles for this part number is based on the latest European Chemicals Agency (ECHA) ‘Guidance on requirements for substances in articles’ posted at this URL: <https://echa.europa.eu/guidance-documents/guidance-on-reach>

Also in the Series | MEAS AXISENSE-2



Tilt Sensors & Inclonometers(2)

Customers Also Bought



TE Part #282088-1  
AMP SUPERSEAL 1.5 SERIES 4P PL



TE Part #CAT-SU763-CH8172  
SUPERSEAL Connector Housings: 1.0 mm



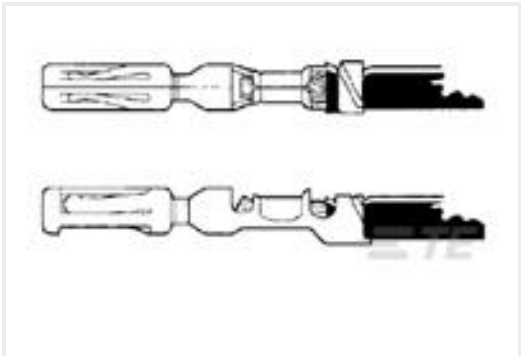
TE Part #52M30-2000-360  
52M30 CRASH SENSOR ACCEL



TE Part #ZPF000000000133911  
FDBA 70H 8-3A-PN-K



TE Part #493581-1  
BOOT 4 POSN HSG



TE Part #770854-1  
CONTACT, AMPSEAL SN/LP



TE Part #2286014-2  
TPA, LED, ASSY



TE Part #T4171310005-001  
M12,FRONT MOUNTING,FEMALE,A, 5P,0.2M WIRE



TE Part #2174100-2  
CAP HOUSING ASSEMBLY 130POS 0.5 /1.0

Documents

Product Drawings

AXISENSE-2 V-OUT-45 TILT SENSOR FLOOR MT

English

CAD Files

3D PDF

3D

Customer View Model

ENG\_CVM\_CVM\_G-NSDOG2-002\_B.2d\_dxf.zip



English

Customer View Model

[ENG\\_CVM\\_CVM\\_G-NSDOG2-002\\_B.3d\\_igs.zip](#)

English

Customer View Model

[ENG\\_CVM\\_CVM\\_G-NSDOG2-002\\_B.3d\\_stp.zip](#)

English

By downloading the CAD file I accept and agree to the [Terms and Conditions](#) of use.

[Product Specifications](#)

[Application Specification](#)

English