



Sensors > Temperature Sensors > NTC Sensors > NTC Thermistors > Standard Epoxy NTC Thermistors



NTC Sensor Type: **Epoxy Coated NTC Thermistor**

Lead Wire Length: **76 mm [2.992 in]**

Resistance (at 25°C): **10 kΩ**

β-Value(25/85): **3976 K**

Tolerance β-Value: **±.5 %**

[All Standard Epoxy NTC Thermistors \(59\)](#)

Features

Product Type Features

β-Value (0/50)	3892 K
Temperature Tolerance	± 0.05 °C from 32 – 44 °C
NTC Sensor Type	Epoxy Coated NTC Thermistor
Tolerance β-Value	±.5 %

Electrical Characteristics

β-Value(25/85)	3976 K
----------------	--------

Body Features

Lead Wire Conductor Type	Tinned Copper Alloy Solid
--------------------------	---------------------------

Dimensions

Lead Wire Size	32 AWG
Product Diameter	2.4 mm[.094 in]
Lead Wire Length	76 mm[2.992 in]

Usage Conditions

Resistance (at 25°C)	10 kΩ
Operating Temperature Range	-40 – 125 °C[-40 – 257 °F]
Operating Temperature (Max)	125 °C[257 °F]



Product Compliance

For compliance documentation, visit the product page on TE.com>

EU RoHS Directive 2011/65/EU	Compliant
EU ELV Directive 2000/53/EC	Compliant
China RoHS 2 Directive MIIT Order No 32, 2016	No Restricted Materials Above Threshold
EU REACH Regulation (EC) No. 1907/2006	Current ECHA Candidate List: JAN 2025 (247) Candidate List Declared Against: JUNE 2024 (241) Does not contain REACH SVHC
Halogen Content	Low Halogen - Br, Cl, F, I < 900 ppm per homogenous material. Also BFR/CFR/PVC Free
Solder Process Capability	Not reviewed for solder process capability


Product Compliance Disclaimer

This information is provided based on reasonable inquiry of our suppliers and represents our current actual knowledge based on the information they provided. This information is subject to change. The part numbers that TE has identified as EU RoHS compliant have a maximum concentration of 0.1% by weight in homogenous materials for lead, hexavalent chromium, mercury, PBB, PBDE, DBP, BBP, DEHP, DIBP, and 0.01% for cadmium, or qualify for an exemption to these limits as defined in the Annexes of Directive 2011/65/EU (RoHS2). Finished electrical and electronic equipment products will be CE marked as required by Directive 2011/65/EU. Components may not be CE marked. Additionally, the part numbers that TE has identified as EU ELV compliant have a maximum concentration of 0.1% by weight in homogenous materials for lead, hexavalent chromium, and mercury, and 0.01% for cadmium, or qualify for an exemption to these limits as defined in the Annexes of Directive 2000/53/EC (ELV). Regarding the REACH Regulation, the information TE provides on SVHC in articles for this part number is based on the latest European Chemicals Agency (ECHA) 'Guidance on requirements for substances in articles' posted at this URL: <https://echa.europa.eu/guidance-documents/guidance-on-reach>

Compatible Parts



Also in the Series | BETACURVE



NTC Thermistors(60)

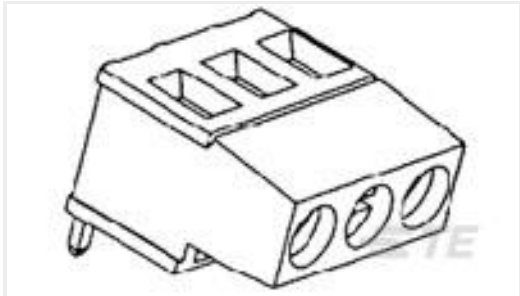
Customers Also Bought



TE Part #1676639-2
RN 0805 10R 0.1% 10PPM 1K RL



TE Part #5787617-4
RECP ASSY, R/A, STACKED, THRU-HOLE, USB,



TE Part #282851-4
TERMI-BLOK PCB MOUNT 180 4P.5



TE Part #1676666-3
RN 0805 20R 0.1% 10PPM 5K RL



TE Part #7-1879028-0
RN 0805 274K 0.1% 10PPM 1K RL



TE Part #2301996-8
RJ45 JACK INT.MAG. 1GB LED 1X2




TE Part #2-2176186-7
CRGH1206 1% 18K 0.5W



TE Part #4-2176562-1
3430 H2 1% 43R 100ppm 1k RL



TE Part #5-104071-2
05 SYSTEM 50 HDR SRST SHRD SN



TE Part #6-1768702-2
LBC-13041

Documents

CAD Files

3D PDF

3D

Customer View Model

ENG_CVM_CVM_GA10K3A1AM_D.2d_dxf.zip

English

Customer View Model

ENG_CVM_CVM_GA10K3A1AM_D.3d_igs.zip

GA10K3A1AM

DISCRETE 10K, +/-0.05C FROM 32C to 44C



English

Customer View Model

[ENG_CVM_CVM_GA10K3A1AM_D.3d_stp.zip](#)

English

By downloading the CAD file I accept and agree to the [Terms and Conditions](#) of use.

Datasheets & Catalog Pages

[Series_VI_Thermistor_10K3A1AM](#)

English

[GA10K3A1AM SERIES VI THERMISTORS](#)

English

[Series-VI-Thermistors](#)

English

[CAT-NTC0001 Epoxy coated NTC Thermistors](#)

English