

HDP24-24-31ST

✓ ACTIVE

DEUTSCH | DEUTSCH HD, DEUTSCH HDP

TE Internal #: HDP24-24-31ST

31 Position Housing, Housing for Female Terminals, Wire-to-Panel, Sealable, Black, Wire & Cable, Power, Panel Mount, Hybrid

[View on TE.com >](#)



Connectors > Automotive Connectors > Automotive Housings > DEUTSCH HDP20 Housings



Number of Positions: 31

Connector & Housing Type: **Housing for Female Terminals**

Mating Pin Diameter: 1.6 mm [.063 in]

Connector System: **Wire-to-Panel**

Sealable: **Yes**

[All DEUTSCH HDP20 Housings \(357\)](#)

Features

Product Type Features

Mixed & Hybrid Connector	No
Connector Shape	Circular
Connector & Housing Type	Housing for Female Terminals
Connector System	Wire-to-Panel
Sealable	Yes
Primary Locking Feature	Contact Retainer
Connector & Contact Terminates To	Wire & Cable

Configuration Features

Blank Cavity Position	0
Connector Seal Code	T Seal
Number of Positions	31

Electrical Characteristics

Operating Voltage	250 VDC
Nominal Voltage Architecture	12 V, 24 V, 48 V

Body Features

Cable Exit Angle	180°
Primary Product Color	Black



Contact Features

Contact Size	Size 16
Contact Type	Socket
Mating Pin Diameter	1.6 mm[.063 in]
Contact Current Rating (Max)	13 A

Mechanical Attachment

Strain Relief	Without
Terminal Position Assurance	No
Mating Alignment Type	Polarizing Slot
Mating Alignment	With
Connector Mounting Type	Panel Mount

Housing Features

Housing Material	PA 66 GF
------------------	----------

Dimensions

Compatible Insulation Diameter Range	1.4 – 3.8 mm[.055 – .15 in]
Product Width	47.6 mm[1.87 in]
Product Length	50.8 mm[2 in]
Connector Height	41.9 mm[1.65 in]

Usage Conditions

Operating Temperature (Max)	125 °C[257 °F]
Operating Temperature Range	-55 – 125 °C[-67 – 257 °F]

Operation/Application

Circuit Application	Power
---------------------	-------

Industry Standards

IP Rating	IP67
UL Flammability Rating	UL 94V-0

Packaging Features

Packaging Quantity	150
Packaging Method	Tray

Other

Serviceable	Yes
Connector Position Assurance Capable	No



Product Compliance

For compliance documentation, visit the product page on TE.com>

EU RoHS Directive 2011/65/EU	Compliant
EU ELV Directive 2000/53/EC	Compliant
China RoHS 2 Directive MIIT Order No 32, 2016	No Restricted Materials Above Threshold
EU REACH Regulation (EC) No. 1907/2006	Current ECHA Candidate List: JAN 2025 (247) Candidate List Declared Against: JAN 2025 (247) SVHC > Threshold: Dodecamethylcyclohexasiloxane (D6) (.5% in 27519579026) Decamethylcyclopentasiloxane (D5) (.5% in 27519579026) Octamethylcyclotetrasiloxane (D4) (.5% in 27519579026) Article Safe Usage Statements: Wash thoroughly after handling. Recycle if possible and dispose of the article by following all applicable governmental regulations relevant to your geographic location.
Halogen Content	Not Low Halogen - contains Br or Cl > 900 ppm.
Solder Process Capability	Not reviewed for solder process capability

Product Compliance Disclaimer

This information is provided based on reasonable inquiry of our suppliers and represents our current actual knowledge based on the information they provided. This information is subject to change. The part numbers that TE has identified as EU RoHS compliant have a maximum concentration of 0.1% by weight in homogenous materials for lead, hexavalent chromium, mercury, PBB, PBDE, DBP, BBP, DEHP, DIBP, and 0.01% for cadmium, or qualify for an exemption to these limits as defined in the Annexes of Directive 2011/65/EU (RoHS2). Finished electrical and electronic equipment products will be CE marked as required by Directive 2011/65/EU. Components may not be CE marked. Additionally, the part numbers that TE has identified as EU ELV compliant have a maximum concentration of 0.1% by weight in homogenous materials for lead, hexavalent chromium, and mercury, and 0.01% for cadmium, or qualify for an exemption to these limits as defined in the Annexes of Directive 2000/53/EC (ELV). Regarding the REACH Regulation, the information TE provides on SVHC in articles for this part number is based on the latest European Chemicals Agency (ECHA) ‘Guidance on requirements for substances in articles’ posted at this URL: <https://echa.europa.eu/guidance-documents/guidance-on-reach>

Compatible Parts

HDP24-24-31ST

31 Position Housing, Housing for Female Terminals, Wire-to-Panel, Sealable, Black, Wire & Cable, Power, Panel Mount, Hybrid



TE Part # 62036-40
62036 HDP24 FLANGE-SEAL silicone 60shore

TE Part # 0411-204-1605
EXT TOOL, SIZE 16, 16-18 AWG, N, DRK BLU

TE Part # CAT-D48-SP729
DEUTSCH Sealing Plugs

TE Part # CAT-H396-CH8172
DEUTSCH HDP20 Housings

TE Part # WHDS-24-1
STRAIN RELIEF, HD30, 24SZ, ST

TE Part # WHDS-24-2
STRAIN RELIEF, HD30, 24SZ, RA

TE Part # CAT-D48-ST273
DEUTSCH Solid Contacts

TE Part # 0411-310-1605
EXT TOOL, SIZE 16, 16-18 AWG, T, LT BLU

TE Part # HD30-24BT-90-BK
BOOT, 24SZ, RA, BLK

TE Part # HD30-24BT
BOOT, 24SZ, ST, GRY

TE Part # CAT-J67-DSCC16
DEUTSCH Size 16 Crimp Contacts

TE Part # 16-04477
GASKET, 24SZ, BLK, HD30

TE Part # 24-D-PUNCH
D-HOLE PUNCH, SIZE 24

TE Part # HD30-24BT-BK
BOOT, 24SZ, ST, BLK

TE Part # CAT-H396-RC8382
Receptacle Protective Caps — DEUTSCH HDP20

Also in the Series | **DEUTSCH HD**

Automotive Headers(1)

Automotive Housings(357)

Connector Seals & Cavity Plugs(1)

Connector Strain Relief(5)

HDP24-24-31ST


31 Position Housing, Housing for Female Terminals, Wire-to-Panel, Sealable, Black, Wire & Cable, Power, Panel Mount, Hybrid




Insertion & Extraction Tools(11)



Other Automotive Connector Accessories(6)




PCB Headers & Receptacles(1)



Wire-to-Board Headers & Receptacles (1)

Also in the Series | **DEUTSCH HDP**



Automotive Connector Caps & Covers (4)



Automotive Housings(357)



Connector Backshells(10)



Connector Seals & Cavity Plugs(1)



Insertion & Extraction Tools(11)



Other Automotive Connector Accessories(6)

Customers Also Bought



TE Part #CAT-H396-CH8172
DEUTSCH HDP20 Housings



TE Part #CAT-H396-M8649
Lockwashers and Panel Nuts for Deutsch HDP20



TE Part #HD30-24BT-BK
BOOT, 24SZ, ST, BLK



TE Part #HD30-24BT-90-BK
BOOT, 24SZ, RA, BLK

Documents

Product Drawings
REC, 31P, BLK, T, 16, S

English

CAD Files
3D PDF



3D

Customer View Model

[ENG_CVM_CVM_HDP24-24-31ST_B.2d_dxf.zip](#)

English

Customer View Model

[ENG_CVM_CVM_HDP24-24-31ST_B.3d_igs.zip](#)

English

Customer View Model

[ENG_CVM_CVM_HDP24-24-31ST_B.3d_stp.zip](#)

English

By downloading the CAD file I accept and agree to the [Terms and Conditions](#) of use.

Datasheets & Catalog Pages

[DEUTSCH HD30 & HDP20 CONNECTOR SERIES](#)

English

[ICT Terminals and Connectors Catalogue](#)

English

Product Specifications

[Application Specification](#)

English

Agency Approvals

[UL Report](#)

English