



Switches > Battery Disconnect Switches > Battery Disconnect, 500A, 2 Pole



Switch Main Contact Current Rating: **500 A**
Operating Voltage: **32 VDC**
Number of Poles: **2**
Operating Handle Type: **T-Handle**
Termination Thread Size: **M12**

[All Battery Disconnect, 500A, 2 Pole \(54\)](#)

Features

Product Type Features

Sealed Device	Yes
---------------	-----

Configuration Features

Number of Poles	2
Number of Auxiliary Contacts	0
Switch Keying Option	Not Removable

Electrical Characteristics

Operating Voltage	32 VDC
Switch Main Contact Current Rating	500 A

Body Features

Operating Handle Color	Black
------------------------	-------

Mechanical Attachment

Operating Handle Type	T-Handle
Termination Thread Size	M12
Switch Mounting Option	Long Flange

Dimensions

--	--



Screw Hole Diameter	8.5 mm[.335 in]
Centerline Between Flange Screw Holes	100 mm[3.937 in]

Usage Conditions

Operating Temperature Range	-40 – 85 °C[-40 – 185 °F]
-----------------------------	---------------------------

Product Compliance

For compliance documentation, visit the product page on TE.com>

EU RoHS Directive 2011/65/EU	Not Compliant
EU ELV Directive 2000/53/EC	Not Compliant
China RoHS 2 Directive MIIT Order No 32, 2016	Restricted Materials Above Threshold
EU REACH Regulation (EC) No. 1907/2006	Current ECHA Candidate List: JAN 2025 (247) Candidate List Declared Against: JAN 2025 (247) SVHC > Threshold: Pb (3.5% in Component Part) Article Safe Usage Statements: Do not eat, drink or smoke when using this product. Wash thoroughly after handling. Recycle if possible and dispose of the article by following all applicable governmental regulations relevant to your geographic location.
Halogen Content	Not Yet Reviewed for halogen content
Solder Process Capability	Not reviewed for solder process capability

Product Compliance Disclaimer

This information is provided based on reasonable inquiry of our suppliers and represents our current actual knowledge based on the information they provided. This information is subject to change. The part numbers that TE has identified as EU RoHS compliant have a maximum concentration of 0.1% by weight in homogenous materials for lead, hexavalent chromium, mercury, PBB, PBDE, DBP, BBP, DEHP, DIBP, and 0.01% for cadmium, or qualify for an exemption to these limits as defined in the Annexes of Directive 2011/65/EU (RoHS2). Finished electrical and electronic equipment products will be CE marked as required by Directive 2011/65/EU. Components may not be CE marked. Additionally, the part numbers that TE has identified as EU ELV compliant have a maximum concentration of 0.1% by weight in homogenous materials for lead, hexavalent chromium, and mercury, and 0.01% for cadmium, or qualify for an exemption to these limits as defined in the Annexes of Directive 2000/53/EC (ELV). Regarding the REACH Regulation, the information TE provides on SVHC in articles for this part number is based on the latest European Chemicals Agency (ECHA) ‘Guidance on requirements for substances in articles’ posted at this URL: <https://echa.europa.eu/guidance-documents/guidance-on-reach>

Compatible Parts






TE Part # CAT-AL4-SBD355001
Battery Disconnect, 500A, 1 Pole




TE Part # CAT-AL4-SBD355002
Battery Disconnect, 500A, 2 Pole




TE Part # K1145220
MOUNTING BRACKET 35-500-131

Also in the Series | KISSLING Series 35



Battery Disconnect Switches(175)



Rotary Switches(6)

Customers Also Bought



TE Part #1393315-9
V23132B2002A200=HCR



TE Part #CAT-AL4-SBD355002
Battery Disconnect, 500A, 2 Pole



TE Part #1-1393304-8
V23134J2053X194-EV-CBOX



TE Part #794821-1
08P MINI UMNL PLUG HSG



TE Part #DT3P-BT
BOOT, 3P, REC, ST, GRY




TE Part #5053394020
RNF-100-2-0-SP



TE Part #794995-1
MINI UMNL CAVITY PLUG SEAL



TE Part #1-963745-2
SPECIAL TERMINAL 20-17 AWG SLIPB LP



TE Part #0513-011-7006
SEAL, INTF, 70P, BRN, DRC16



Documents

Product Drawings

Battery Disconnecter 35-524-231-S-900

English

CAD Files

3D PDF

3D

Customer View Model

ENG_CVM_CVM_35-524-231-S-900_A.2d_dxf.zip

English

Customer View Model

ENG_CVM_CVM_35-524-231-S-900_A.3d_igs.zip

English

Customer View Model

ENG_CVM_CVM_35-524-231-S-900_A.3d_stp.zip

English

By downloading the CAD file I accept and agree to the [Terms and Conditions](#) of use.

Datasheets & Catalog Pages

KISSLING BATTERY DISCONNECTOR Series 35 / 500A

English