

ANT-2.45-CHP-T

✕ OBSOLETE

TE Internal #: L9000013-01

TE Internal Description: Antenna Chip 2.45GHz SMT

[View on TE.com >](#)



Antennas



Antenna Type: **Chip**

Band Type: **Single Band**

Primary Application: **Bluetooth, ISM, Zigbee**

Wireless Application: **Bluetooth, ISM, Zigbee**

Mounting Location: **Internal/Embedded**

Features

Product Type Features

Antenna Termination	Solder
Antenna Product Type	Antenna

Configuration Features

Antenna Type	Chip
Band Type	Single Band
Mounting Location	Internal/Embedded
Port Configuration	Single Port

Signal Characteristics

Frequency Category	2400 – 2500
Peak Gain	0 < 3 dBi

Mechanical Attachment

Mounting Type	Surface Mount
---------------	---------------

Operation/Application

Directionality	Omnidirectional
----------------	-----------------

Industry Standards

Primary Application	Bluetooth, ISM, Zigbee
Wireless Application	Bluetooth, ISM, Zigbee

Product Compliance



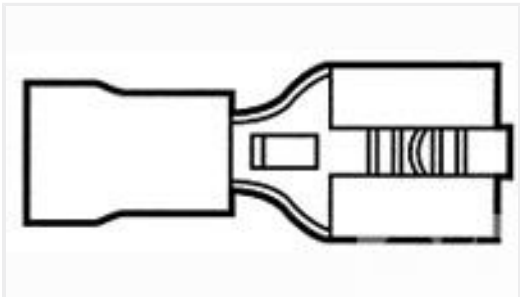
For compliance documentation, visit the product page on TE.com>

EU RoHS Directive 2011/65/EU	Compliant
EU ELV Directive 2000/53/EC	Not Yet Reviewed
China RoHS 2 Directive MIIT Order No 32, 2016	No Restricted Materials Above Threshold
EU REACH Regulation (EC) No. 1907/2006	Current ECHA Candidate List: JAN 2025 (247) Not Yet Reviewed
Halogen Content	Not Yet Reviewed for halogen content
Solder Process Capability	Not reviewed for solder process capability


Product Compliance Disclaimer

This information is provided based on reasonable inquiry of our suppliers and represents our current actual knowledge based on the information they provided. This information is subject to change. The part numbers that TE has identified as EU RoHS compliant have a maximum concentration of 0.1% by weight in homogenous materials for lead, hexavalent chromium, mercury, PBB, PBDE, DBP, BBP, DEHP, DIBP, and 0.01% for cadmium, or qualify for an exemption to these limits as defined in the Annexes of Directive 2011/65/EU (RoHS2). Finished electrical and electronic equipment products will be CE marked as required by Directive 2011/65/EU. Components may not be CE marked. Additionally, the part numbers that TE has identified as EU ELV compliant have a maximum concentration of 0.1% by weight in homogenous materials for lead, hexavalent chromium, and mercury, and 0.01% for cadmium, or qualify for an exemption to these limits as defined in the Annexes of Directive 2000/53/EC (ELV). Regarding the REACH Regulations, TE’s information on SVHC in articles for this part number is still based on the European Chemical Agency (ECHA) ‘Guidance on requirements for substances in articles’(Version: 2, April 2011), applying the 0.1% weight on weight concentration threshold at the finished product level. TE is aware of the European Court of Justice ruling of September 10th, 2015 also known as O5A (Once An Article Always An Article) stating that, in case of ‘complex object’, the threshold for a SVHC must be applied to both the product as a whole and simultaneously to each of the articles forming part of its composition. TE has evaluated this ruling based on the new ECHA “Guidance on requirements for substances in articles” (June 2017, version 4.0) and will be updating its statements accordingly.


Customers Also Bought




TE Part #9-1377174-1
SMP 9-0160583-2




TE Part #1-796502-1
CPC PSTD RCPT,23-19,R/A LF




TE Part #1-207303-3
CPC RECPT ASSEMBLY SIZE 17-16




TE Part #5104338-7
A/L LOW PRO HDR 34P VERT HT




TE Part #5-87589-4
16 MODII HDR DRST SHRD .100CL



TE Part #208223-9
CPC RECPT ASSEMBLY SIZE 13-9



TE Part #3-644892-6
06P CST100 SHRD HDR ASSY LF



TE Part #4-644892-0
10P CST100 SHRD HDR ASSY LF



Documents

Product Drawings

Antenna Chip 2.45GHz SMT

English

Datasheets & Catalog Pages

Linx RF Module Identification guide

English

Ultra Compact Chip Antenna

English