

ANT-2.4-CW-HWR-SMA

✓ ACTIVE

TE Internal #: L9000020-01

Terminal/Duck Antenna, Single Band, Bluetooth / ISM / Zigbee, External Mount, Stud/Screw/Lug Mount, SMA, Omnidirectional, Single Port

[View on TE.com >](#)



Antennas



Antenna Type: **Terminal/Duck**

Band Type: **Single Band**

Primary Application: **Bluetooth, ISM, Zigbee**

Wireless Application: **Bluetooth, ISM, Zigbee**

Mounting Location: **External**

Features

Product Type Features

Antenna Termination	SMA
Antenna Product Type	Antenna

Configuration Features

Antenna Style	Whip
Antenna Type	Terminal/Duck
Band Type	Single Band
Mounting Location	External
Port Configuration	Single Port

Electrical Characteristics

Impedance	50 Ω
VSWR (Max)	<2.1:1

Signal Characteristics

Frequency Band	2400 – 2485 MHz
Gain (Max)	3.2 dB
Frequency Category	2400 – 2500
Peak Gain	3 < 6 dBi

Body Features

Product Weight	11.92 g[.42045 oz]
----------------	--------------------



Mechanical Attachment

Polarization	Linear
Mounting Type	Stud/Screw/Lug Mount

Dimensions

Product Width	10 mm[.39 in]
Product Length	142 mm[5.59 in]
Product Height	0 mm[0 in]

Operation/Application

Antenna Environment	Outdoor
Directionality	Omnidirectional

Industry Standards

Primary Application	Bluetooth, ISM, Zigbee
Wireless Application	Bluetooth, ISM, Zigbee

Product Compliance

For compliance documentation, visit the product page on TE.com>

EU RoHS Directive 2011/65/EU	Compliant with Exemptions
EU ELV Directive 2000/53/EC	Not Yet Reviewed
China RoHS 2 Directive MIIT Order No 32, 2016	Restricted Materials Above Threshold
EU REACH Regulation (EC) No. 1907/2006	Current ECHA Candidate List: JAN 2025 (247) Candidate List Declared Against: JAN 2025 (247) SVHC > Threshold: Pb (4% in Component Part) <b>Article Safe Usage Statements:</b> Do not eat, drink or smoke when using this product. Wash thoroughly after handling. Recycle if possible and dispose of the article by following all applicable governmental regulations relevant to your geographic location.
Halogen Content	BFR/CFR/PVC Free, but Br/Cl >900 ppm in other sources.
Solder Process Capability	Not reviewed for solder process capability

Product Compliance Disclaimer

This information is provided based on reasonable inquiry of our suppliers and represents our current actual knowledge based on the information they provided. This information is subject to change. The part numbers that TE has identified as EU RoHS compliant have a maximum concentration of 0.1% by weight in homogenous materials for lead, hexavalent chromium, mercury, PBB, PBDE, DBP, BBP, DEHP, DIBP, and 0.01% for cadmium, or qualify for an exemption to these limits as defined in the Annexes of Directive 2011/65/EU (RoHS2). Finished electrical and electronic equipment products will be CE marked as required by Directive 2011/65/EU. Components may not be CE marked. Additionally, the part numbers that TE has identified as EU ELV compliant have a maximum concentration of 0.1% by weight in homogenous



materials for lead, hexavalent chromium, and mercury, and 0.01% for cadmium, or qualify for an exemption to these limits as defined in the Annexes of Directive 2000/53/EC (ELV). Regarding the REACH Regulations, TE’s information on SVHC in articles for this part number is still based on the European Chemical Agency (ECHA) ‘Guidance on requirements for substances in articles’(Version: 2, April 2011), applying the 0.1% weight on weight concentration threshold at the finished product level. TE is aware of the European Court of Justice ruling of September 10th, 2015 also known as O5A (Once An Article Always An Article) stating that, in case of ‘complex object’, the threshold for a SVHC must be applied to both the product as a whole and simultaneously to each of the articles forming part of its composition. TE has evaluated this ruling based on the new ECHA “Guidance on requirements for substances in articles” (June 2017, version 4.0) and will be updating its statements accordingly.

Compatible Parts



TE Part # CONSMA008-G  
SMA Jack 50 Ohm Through Hole PCB



TE Part # CONSMA002-L-G  
SMA Jack 50 Ohm PCB Through Hole




TE Part # CONSMA002-SMD-G  
SMA Jack 50 Ohm PCB Surface Mount




TE Part # CONSMA001  
SMA Jack 50 Ohm PCB Through Hole


Customers Also Bought




TE Part #1-160301-9  
250 FASTON,REC.,10-12 AWG,PHBZ




TE Part #L9000021-01  
Antenna 1/2 Wave Whip 2.4GHz SMA




TE Part #LBT3400LS  
MOUNT,TKG,3/4




TE Part #1623097-1  
CRG0805 1% 10K




TE Part #814727-000  
222A132-4/42-0



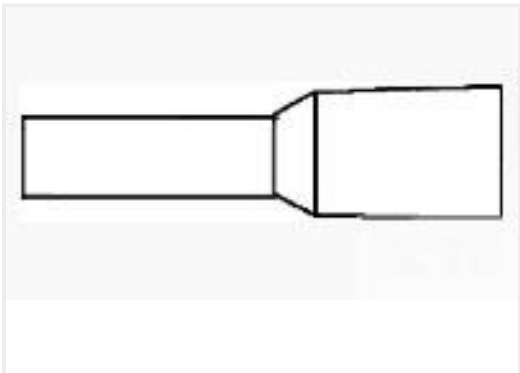
TE Part #L9000011-01  
Antenna 1/2 Wave Whip Swivel 1.4 GHz SMA




TE Part #3-2213766-9  
AV19 SPL 3A POWER LED BLUE 24V



TE Part #1-170823-8  
250 FASTON SLEEVE,REC., TRANSPARENT



TE Part #966066-1  
FER,WIRE,PL SLV.,25/24,L6,LIGHT-BLUE,LP



TE Part #CL0859-000  
SST-48-04/FR/97

Documents



Product Drawings

Antenna 1/2 Wave Whip Swivel 2.4GHz SMA

English

CAD Files

3D PDF

3D

Customer View Model

ENG\_CVM\_CVM\_L9000020-01\_B.2d\_dxf.zip

English

Customer View Model

ENG\_CVM\_CVM\_L9000020-01\_B.3d\_igs.zip

English

Customer View Model

ENG\_CVM\_CVM\_L9000020-01\_B.3d\_stp.zip

English

By downloading the CAD file I accept and agree to the [Terms and Conditions](#) of use.

Datasheets & Catalog Pages

ANT-2.4-CW-HWR-ccc

English