

ANT-2.4-ID-2000-SMA

✓ ACTIVE

TE Internal #: L9000078-01

Terminal/Duck Antenna, Single Band, Bluetooth / ISM / Zigbee, Remote Mount, Pole/Mast/Bracket Mount, SMA, Omnidirectional, Single Port

[View on TE.com >](#)



Antennas



Antenna Type: **Terminal/Duck**

Band Type: **Single Band**

Primary Application: **Bluetooth, ISM, Zigbee**

Wireless Application: **Bluetooth, ISM, Zigbee**

Mounting Location: **Remote**

Features

Product Type Features

Antenna Termination	SMA
Antenna Product Type	Antenna

Configuration Features

Antenna Style	Whip
Antenna Type	Terminal/Duck
Band Type	Single Band
Mounting Location	Remote
Port Configuration	Single Port

Electrical Characteristics

Impedance	50 Ω
VSWR (Max)	<1.9:1

Signal Characteristics

Frequency Band	2400 – 2485 MHz
Gain (Max)	3 dB
Frequency Category	2400 – 2500
Peak Gain	3 < 6 dBi

Mechanical Attachment

Polarization	Linear
--------------	--------



Mounting Type	Pole/Mast/Bracket Mount
---------------	-------------------------

Dimensions

Product Width	31.2 mm[1.23 in]
Product Length	119.4 mm[4.7 in]
Product Height	12.4 mm[.49 in]
Cable Length	2 m[6.56 ft]

Operation/Application

Directionality	Omnidirectional
----------------	-----------------

Industry Standards

Primary Application	Bluetooth, ISM, Zigbee
Wireless Application	Bluetooth, ISM, Zigbee

Product Compliance

For compliance documentation, visit the product page on TE.com>

EU RoHS Directive 2011/65/EU	Compliant with Exemptions
EU ELV Directive 2000/53/EC	Not Yet Reviewed
China RoHS 2 Directive MIIT Order No 32, 2016	Restricted Materials Above Threshold
EU REACH Regulation (EC) No. 1907/2006	Current ECHA Candidate List: JAN 2025 (247) Candidate List Declared Against: JAN 2025 (247) SVHC > Threshold: Pb (3.42% in Component Part) Article Safe Usage Statements: Do not eat, drink or smoke when using this product. Wash thoroughly after handling. Recycle if possible and dispose of the article by following all applicable governmental regulations relevant to your geographic location.
Halogen Content	Low Halogen - Br, Cl, F, I < 900 ppm per homogenous material. Also BFR/CFR/PVC Free
Solder Process Capability	Not reviewed for solder process capability

Product Compliance Disclaimer

This information is provided based on reasonable inquiry of our suppliers and represents our current actual knowledge based on the information they provided. This information is subject to change. The part numbers that TE has identified as EU RoHS compliant have a maximum concentration of 0.1% by weight in homogenous materials for lead, hexavalent chromium, mercury, PBB, PBDE, DBP, BBP, DEHP, DIBP, and 0.01% for cadmium, or qualify for an exemption to these limits as defined in the Annexes of Directive 2011/65/EU (RoHS2). Finished electrical and electronic equipment products will be CE marked as required by Directive 2011/65/EU. Components may not be CE marked. Additionally, the part numbers that TE has identified as EU ELV compliant have a maximum concentration of 0.1% by weight in homogenous materials for lead, hexavalent chromium, and mercury, and 0.01% for cadmium, or qualify for an exemption to these limits as defined in the Annexes of Directive 2000/53/EC (ELV). Regarding the REACH Regulations, TE’s information on SVHC in articles for this part number is still based on the European Chemical Agency (ECHA) ‘Guidance on requirements for



substances in articles’(Version: 2, April 2011), applying the 0.1% weight on weight concentration threshold at the finished product level. TE is aware of the European Court of Justice ruling of September 10th, 2015 also known as O5A (Once An Article Always An Article) stating that, in case of ‘complex object’, the threshold for a SVHC must be applied to both the product as a whole and simultaneously to each of the articles forming part of its composition. TE has evaluated this ruling based on the new ECHA “Guidance on requirements for substances in articles” (June 2017, version 4.0) and will be updating its statements accordingly.

Compatible Parts



TE Part # CONSMA002-L-G
SMA Jack 50 Ohm PCB Through Hole



TE Part # CONSMA008-G
SMA Jack 50 Ohm Through Hole PCB




TE Part # CONSMA002-SMD-G
SMA Jack 50 Ohm PCB Surface Mount




TE Part # CONSMA001
SMA Jack 50 Ohm PCB Through Hole


Customers Also Bought




TE Part #1624202-2
23SE 10KA 6.35X50FL B7 CAT




TE Part #6-1614351-3
RN 0603 24R9 0.1% 10PPM 1K RL




TE Part #7-1614352-7
RN 0603 75R 0.1% 10PPM 1K RL




TE Part #L9000092-01
Antenna Whip 2.4GHz Tilt Swivel SMA




TE Part #DT06-08SA-E008
PLG, 8P, GRY, N, XCAP, A




TE Part #L9000077-01
ANTENNA IND DIPOLE 2.4GHZ RG58 2M SMA




TE Part #9-1614351-1
RN 0603 49R9 0.1% 10PPM 1K RL



TE Part #9-1879140-6
RN 0603 182K 0.1% 10PPM 5K RL



TE Part #5-1879135-9
RN 0603 4R75 0.1% 10PPM 5K RL



TE Part #9-1614350-1
RN 0603 11R 0.1% 10PPM 1K RL

Documents

Product Drawings



ANTENNA IND DIPOLE 2.4GHZ RG58 2M RPS

English

CAD Files

3D PDF

3D

Customer View Model

ENG_CVM_CVM_L9000078-01_A.2d_dxf.zip

English

Customer View Model

ENG_CVM_CVM_L9000078-01_A.3d_igs.zip

English

Customer View Model

ENG_CVM_CVM_L9000078-01_A.3d_stp.zip

English

By downloading the CAD file I accept and agree to the [Terms and Conditions](#) of use.

Datasheets & Catalog Pages

ANT-2.4-ID

English