

ANT-2.4-WRT-MON-SMA

✓ ACTIVE

TE Internal #: L9000106-01

Dome/Puck Antenna, Single Band, Bluetooth / ISM / Zigbee,
External Mount, Stud/Screw/Lug Mount, SMA, Omnidirectional,
Single Port, 0 < 3 dBi Peak Gain

[View on TE.com >](#)



Antennas



Antenna Type: **Dome/Puck**

Band Type: **Single Band**

Primary Application: **Bluetooth, ISM, Zigbee**

Wireless Application: **Bluetooth, ISM, Zigbee**

Mounting Location: **External**

Features

Product Type Features

Antenna Termination	SMA
Antenna Product Type	Antenna

Configuration Features

Antenna Style	Dome
Antenna Type	Dome/Puck
Band Type	Single Band
Mounting Location	External
Port Configuration	Single Port

Electrical Characteristics

Impedance	50 Ω
VSWR (Max)	<1.9:1

Signal Characteristics

Frequency Band	2400 – 2485 MHz
Gain (Max)	.8 dB
Frequency Category	2400 – 2500
Peak Gain	0 < 3 dBi

Body Features

Product Weight	19.59 g[.691 oz]
----------------	------------------



Mechanical Attachment

Polarization	Linear
Mounting Type	Stud/Screw/Lug Mount

Dimensions

Product Width	19 mm[.75 in]
Product Length	26.8 mm[1.06 in]
Product Height	0 mm[0 in]
Cable Length	.21 m[.71 ft]

Operation/Application

Antenna Environment	Outdoor
Directionality	Omnidirectional

Industry Standards

Primary Application	Bluetooth, ISM, Zigbee
Wireless Application	Bluetooth, ISM, Zigbee

Product Compliance

For compliance documentation, visit the product page on [TE.com](#)>

EU RoHS Directive 2011/65/EU	Compliant
EU ELV Directive 2000/53/EC	Not Yet Reviewed
China RoHS 2 Directive MIIT Order No 32, 2016	No Restricted Materials Above Threshold
EU REACH Regulation (EC) No. 1907/2006	Current ECHA Candidate List: JAN 2025 (247) Candidate List Declared Against: JUNE 2024 (241) Does not contain REACH SVHC
Halogen Content	Low Halogen - Br, Cl, F, I < 900 ppm per homogenous material. Also BFR/CFR/PVC Free
Solder Process Capability	Not reviewed for solder process capability


Product Compliance Disclaimer

This information is provided based on reasonable inquiry of our suppliers and represents our current actual knowledge based on the information they provided. This information is subject to change. The part numbers that TE has identified as EU RoHS compliant have a maximum concentration of 0.1% by weight in homogenous materials for lead, hexavalent chromium, mercury, PBB, PBDE, DBP, BBP, DEHP, DIBP, and 0.01% for cadmium, or qualify for an exemption to these limits as defined in the Annexes of Directive 2011/65/EU (RoHS2). Finished electrical and electronic equipment products will be CE marked as required by Directive 2011/65/EU. Components may not be CE marked. Additionally, the part numbers that TE has identified as EU ELV compliant have a maximum concentration of 0.1% by weight in homogenous




materials for lead, hexavalent chromium, and mercury, and 0.01% for cadmium, or qualify for an exemption to these limits as defined in the Annexes of Directive 2000/53/EC (ELV). Regarding the REACH Regulations, TE’s information on SVHC in articles for this part number is still based on the European Chemical Agency (ECHA) ‘Guidance on requirements for substances in articles’(Version: 2, April 2011), applying the 0.1% weight on weight concentration threshold at the finished product level. TE is aware of the European Court of Justice ruling of September 10th, 2015 also known as O5A (Once An Article Always An Article) stating that, in case of ‘complex object’, the threshold for a SVHC must be applied to both the product as a whole and simultaneously to each of the articles forming part of its composition. TE has evaluated this ruling based on the new ECHA “Guidance on requirements for substances in articles” (June 2017, version 4.0) and will be updating its statements accordingly.


Compatible Parts




TE Part # L000917-01
Antenna 2.45GHz WRT Monopole .5M RPS




TE Part # CONSMA008-G
SMA Jack 50 Ohm Through Hole PCB



TE Part # CONSMA002-SMD-G
SMA Jack 50 Ohm PCB Surface Mount

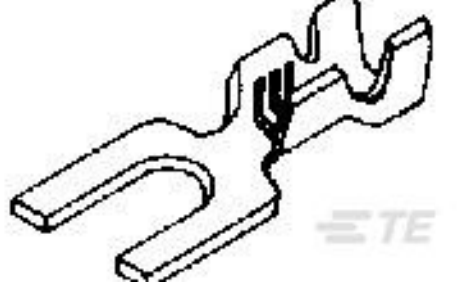


TE Part # CONSMA001
SMA Jack 50 Ohm PCB Through Hole




TE Part # CONSMA002-L-G
SMA Jack 50 Ohm PCB Through Hole


Customers Also Bought




TE Part #60389-2
ST .138 DIA TERMINAL 20-16 AWG TPBR




TE Part #3-1393243-3
RTE44024




TE Part #4-1879022-7
SMF3 27K 5%




TE Part #2443721-2
COMBO 1,CHARGE INLET KIT 95SQMM W/O LED




TE Part #ANT-5GW-SPS1-1
Antenna 5G LTE IP67 Puck RG174 1M SMA



TE Part #ANT-916-WRT-RPS
Antenna Dome Compact 916MHz RG174 RPS



TE Part #2-1879354-8
RR03 5% 4R3 AMMO



TE Part #2-1623782-7
SQM5 75K 5% (METAL FILM)

ANT-2.4-WRT-MON-SMA

Dome/Puck Antenna, Single Band, Bluetooth / ISM / Zigbee, External Mount, Stud /Screw/Lug Mount, SMA, Omnidirectional, Single Port, 0 < 3 dBi Peak Gain



Documents

Product Drawings

Antenna 2.45GHz WRT Monopole SMA

English

CAD Files

3D PDF

3D

Customer View Model

ENG_CVM_CVM_L9000106-01_C.2d_dxf.zip

English

Customer View Model

ENG_CVM_CVM_L9000106-01_C.3d_igs.zip

English

Customer View Model

ENG_CVM_CVM_L9000106-01_C.3d_stp.zip

English

By downloading the CAD file I accept and agree to the [Terms and Conditions](#) of use.

Datasheets & Catalog Pages

2.4 GHz WiFi External Panel-Mount Antenna

English