

ANT-2.4-WRT-UFL

✓ ACTIVE

TE Internal #: L9000111-01

Dome/Puck Antenna, Single Band, Bluetooth / ISM / Zigbee,
External Mount, Stud/Screw/Lug Mount, MHF1 / U.FL / UMCC,
Omnidirectional, Single Port

[View on TE.com >](#)



Antennas



Antenna Type: **Dome/Puck**

Band Type: **Single Band**

Primary Application: **Bluetooth, ISM, Zigbee**

Wireless Application: **Bluetooth, ISM, Zigbee**

Mounting Location: **External**

Features

Product Type Features

Antenna Termination	MHF, MHF1, U.FL, UMCC
Antenna Product Type	Antenna

Configuration Features

Antenna Style	Dome
Antenna Type	Dome/Puck
Band Type	Single Band
Mounting Location	External
Port Configuration	Single Port

Electrical Characteristics

Impedance	50 Ω
VSWR (Max)	<1.9:1

Signal Characteristics

Frequency Band	2400 – 2485 MHz
Gain (Max)	3.5 dB
Frequency Category	2400 – 2500
Peak Gain	> 6 dBi

Body Features

Product Weight	5.16 g[.18201 oz]
----------------	-------------------



Mechanical Attachment

Polarization	Linear
Mounting Type	Stud/Screw/Lug Mount

Dimensions

Product Width	19 mm[.75 in]
Product Length	10 mm[.39 in]
Product Height	0 mm[0 in]
Cable Length	.21 m[.71 ft]

Operation/Application

Antenna Environment	Outdoor
Directionality	Omnidirectional

Industry Standards

Primary Application	Bluetooth, ISM, Zigbee
Wireless Application	Bluetooth, ISM, Zigbee

Product Compliance

For compliance documentation, visit the product page on [TE.com](#)>

EU RoHS Directive 2011/65/EU	Compliant
EU ELV Directive 2000/53/EC	Not Yet Reviewed
China RoHS 2 Directive MIIT Order No 32, 2016	No Restricted Materials Above Threshold
EU REACH Regulation (EC) No. 1907/2006	Current ECHA Candidate List: JAN 2025 (247) Candidate List Declared Against: JUNE 2024 (241) Does not contain REACH SVHC
Halogen Content	Low Halogen - Br, Cl, F, I < 900 ppm per homogenous material. Also BFR/CFR/PVC Free
Solder Process Capability	Not reviewed for solder process capability

Product Compliance Disclaimer

This information is provided based on reasonable inquiry of our suppliers and represents our current actual knowledge based on the information they provided. This information is subject to change. The part numbers that TE has identified as EU RoHS compliant have a maximum concentration of 0.1% by weight in homogenous materials for lead, hexavalent chromium, mercury, PBB, PBDE, DBP, BBP, DEHP, DIBP, and 0.01% for cadmium, or qualify for an exemption to these limits as defined in the Annexes of Directive 2011/65/EU (RoHS2). Finished electrical and electronic equipment products will be CE marked as required by Directive 2011/65/EU. Components may not be CE marked. Additionally, the part numbers that TE has identified as EU ELV compliant have a maximum concentration of 0.1% by weight in homogenous



materials for lead, hexavalent chromium, and mercury, and 0.01% for cadmium, or qualify for an exemption to these limits as defined in the Annexes of Directive 2000/53/EC (ELV). Regarding the REACH Regulations, TE’s information on SVHC in articles for this part number is still based on the European Chemical Agency (ECHA) ‘Guidance on requirements for substances in articles’(Version: 2, April 2011), applying the 0.1% weight on weight concentration threshold at the finished product level. TE is aware of the European Court of Justice ruling of September 10th, 2015 also known as O5A (Once An Article Always An Article) stating that, in case of ‘complex object’, the threshold for a SVHC must be applied to both the product as a whole and simultaneously to each of the articles forming part of its composition. TE has evaluated this ruling based on the new ECHA “Guidance on requirements for substances in articles” (June 2017, version 4.0) and will be updating its statements accordingly.

Compatible Parts



TE Part # CONMHF1-SMD-T
U.FL/MHF1 Jack 50 Ohm PCB Surface Mount



TE Part # CONMHF1-SMD-G-T
U.FL/MHF1 Jack 50 Ohm PCB Surface Mount




TE Part # CONUFL001-SMD-T
U.FL/MHF1 Jack 50 Ohm PCB Surface Mount




TE Part # CONUFL001-SMD
Conn UFL MHF Straight PCB Mount Jack


Customers Also Bought




TE Part #4-640441-2
12P MTA100 CONN ASSY WHT




TE Part #3-640427-6
06P MTA156 CONN ASSY 20AWG YEL




TE Part #CAT-C8114-P2
CORCOM P SERIES MULTI-FUNCTION INLET FIL




TE Part #3-640427-5
05P MTA156 CONN ASSY 20AWG YEL




TE Part #5748271-1
FEMALE SCREWLOCK KIT




TE Part #826632-3
3P AMPMODU II PIN HDR.



TE Part #826632-5
5P AMPMODU II PIN HDR



TE Part #4-640426-2
12P MTA156 CONN ASSY 18AWG ORA



TE Part #3-640427-8
08P MTA156 CONN ASSY 20AWG YEL

Documents



Product Drawings

Antenna Dome 2.4GHz 1.32 216 UFL

English

CAD Files

Customer View Model

ENG_CVM_CVM_L9000111-01_C.2d_dxf.zip

English

Customer View Model

ENG_CVM_CVM_L9000111-01_C.3d_igs.zip

English

Customer View Model

ENG_CVM_CVM_L9000111-01_C.3d_stp.zip

English

3D PDF

3D

By downloading the CAD file I accept and agree to the [Terms and Conditions](#) of use.

Datasheets & Catalog Pages

2.4 GHz External Panel-Mount Antenna

English